


Ver. 0924-01

KOREA NO. 1  
**SEUNGIL ELECTRONICS**  
**PRODUCT CATALOG**



> Greetings



# SEUNGIL ELECTRONICS

‘

We, Seungil Electronics, was founded in 1987 and since then, we have always tried our best to provide finest quality product such as Electrode Steam Humidifier, Inverter, Temp/Humidity transmitter, PC-Monitoring System, and Micom controller. We have wide experience in HVAC industrial field in Korea. We strive to provide dependable performance of our equipment. And as a result we have developed export, we will continue to provide the quality product and customer service.

,



# INDEX

---

## HUMIDIFIER

- 04. OH-Series
- 06. BH-Series
- 11. WH-Series
- 12. Humidifier Controller EM2-Series
- 13. Electric Steam Humidifier (Resistive)
- 15. Electrode steam humidifier accessories

---

## INVERTER SOLUTION

- 16. DC INVERTER COMPRESSOR SYSTEM
- 18. AHU / Packaged AC (Compressor indoor type)
- 20. AHU / Packaged AC (Compressor outdoor type)
- 22. Heatpump AHU / Packaged AC
- 23. Condensing Unit

---

## INVERTER

- 24. AC INVERTER CONDENSING FAN DRIVE
- 26. DC INVERTER COMPRESSOR DRIVE

---

## CONTROLLER

- 30. INVERTER AHU/ PACKAGED Air Conditioner [VCE-Series]
- 33. INVERTER AHU/ PACKAGED Air Conditioner [VCF-Series]
- 36. AHU / PACKAGED Air Conditioner [STHAV-Series]
- 39. AHU / PACKAGED Air Conditioner [ST31-Series]
- 42. SCREW CHILLER / CONDENSING UNIT [UC7-Series]
- 44. CHILLER [UC3-Series]
- 46. DEHUMIDIFIER [SDHAV-Series]

---

## REFRIGIATION PARTS

- 48. EEV CONTROLLER [XV-Series]
- 53. DIGITAL PRESSURE SWITCH [SPC-Series]

---

## SENSOR DEVICE

- 55. DIFFERENTIAL PRESSURE TRANSMITTER [DPS-Series]
- 56. Particulate Matter Transmitter [SDF-01]
- 57. TEMPERATURE/HUMIDITY SENSOR (MODBUS RTU)
- 58. CLEAN ROOM SENSOR [MTW-Series]

---

## AUTOMATIC CONTROL SYSTEM

- 59. Smart Hybrid DDC
-

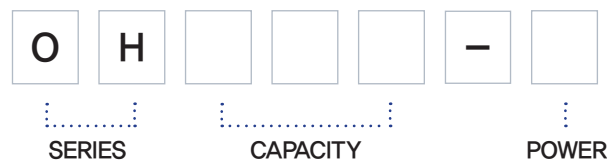
# OH-Series

## > OVERVIEW

OEM type humidifiers that are designed to have the structure and the systems that allow the humidifier to be applicable in AHU or ACU. This series products have been selected by leading domestic and foreign companies because of their special features. They have wide capacity range and allow proportional control (4–20mA / 0–10V) without external electrical device due to a dedicated controller (E–HUMS) adopted.




## > CLASSIFICATION





## > FEATURES


INSTALLATION	Floor/Wall mounting – both available. One-touch connection for 1/4 inch copper pipe. Direction changeable for drain connection.
MANUAL DRAIN	In addition to the drain pump, a manual drain lever is installed for convenient inspection.
ON/OFF, MODULATION CONTROL	Various controller available – OEM controller (E–HUMS), AHU controller (STHAV, ST31), Stand alone type controller (SI–HUMP)
REPULSION TYPE DRAIN PUMP	A strong drain pump is applied to prevent clogging by sludge, prolonging product life and minimizing service occurrence.
PLUG-IN SCHEME	The humidification cylinder, drain pump, water supply valve, and power connector are designed in a plug-in type rather than a fixed type, so inspection is convenient.

## OH-Series

max. 4kg/h	SPEC	OH004-1	OH004-2	OH004-3	OH004-6	OH004-7
	Power supply	1P 220V 60Hz	3P 220V 60Hz	3P 380V 60Hz	1P 230V 50Hz	3P 380V 50Hz
	Capacity	4 [kg/h]				
	Consumption	3.0 [kW]				
	Rated current	13.7 [A]	7.9 [A]	4.6 [A]	13.7 [A]	4.6 [A]
	Cylinder	CY004-1	CY004-2	CY004-3	CY004-3	CY004-3
	W×D×H/Weight	240×232×456 / 3.7kg				
	Water Inlet	1P 220VAC, 1/4inch for copper pipe & water purifier hose, 2~8 [bar]				
	Drain	1P 220VAC, ID22 [mm]Heat resistance hose, 8 ℓ /min				

max. 8kg/h	SPEC	OH006-1	OH008-2	OH008-3	OH008-7	
	Power supply	1P 220V 60Hz	3P 220V 60Hz	3P 380V 60Hz	3P 380V 50Hz	
	Capacity	6 [kg/h]	8 [kg/h]			
	Consumption	4.5 [kW]	6.0 [kW]			
	Rated current	20.5 [A]	15.8 [A]	9.1 [A]		
	Cylinder	CY006-1	CY008-2	CY008-3		
	W×D×H/Weight	240×232×516 / 4.2kg				
	Water Inlet	1P 220VAC, 1/4inch for copper pipe & water purifier hose, 2~8 [bar]				
	Drain	1P 220VAC, ID22 [mm]Heat resistance hose, 8 ℓ /min				

max. 15kg/h	SPEC	OH015-2	OH015-3	OH015-7
	Power supply	3P 220V 60Hz	3P 380V 60Hz	3P 380V 50Hz
	Capacity	15 [kg/h]		
	Consumption	11.3 [kW]		
	Rated current	29.5 [A]	17.1 [A]	
	Cylinder	CY015-2	CY015-3	
	W×D×H/Weight	290×256×576 / 5.5kg		
	Water Inlet	1P 220VAC, 1/4inch for copper pipe & water purifier hose, 2~8 [bar]		
	Drain	1P 220VAC, ID22 [mm]Heat resistance hose, 8 ℓ /min		

max. 45kg/h	SPEC	OH030-2	OH045-3	OH045-7
	Power supply	3P 220V 60Hz	3P 380V 60Hz	3P 380V 50Hz
	Capacity	30 [kg/h]	45 [kg/h]	
	Consumption	22.5 [kW]	33.8 [kW]	
	Rated current	59.1 [A]	51.3 [A]	
	Cylinder	CY030-2	CY045-3	
	W×D×H/Weight	360×330×665 / 14.5kg		
	Water Inlet	1P 220VAC, 1/4inch for copper pipe & water purifier hose, 2~8 [bar]		
	Drain	1P 220VAC, ID22 [mm]Heat resistance hose, 8 ℓ /min		

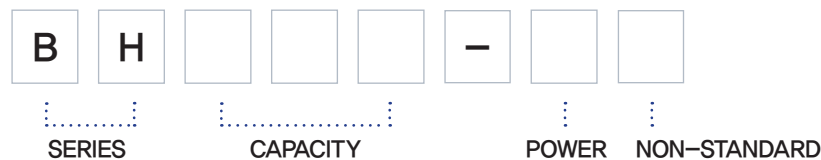
# BH-Series

## > OVERVIEW

BH-series is a stand-alone humidifier with a new design and technology that maximizes the various needs of customers and user convenience. With an advanced European design and structure, it can be installed in air-conditioning facilities and indoor places that require humidification. It provides 9 different operation modes and multi-input as standard, and it can be configured from small capacity (2kg/h) to large capacity (360kg/h) through interlocking operation (Master/Slave) between up to 8 units. Provides a temperature control function by NTC so that it can be used in personal SPA function facilities using the generated steam.



## > CLASSIFICATION



## > FEATURES

### INSTALLATION

Provides 9 kinds of operation modes accepts any user's requirements.  
-REMOTE -LOCAL -PROPORTIONAL

### HIGH LIMIT SENSOR

The humidification capacity can be controlled by configuring a separate humidity sensor in the discharge duct to suppress the symptoms of overhumidification inside the duct due to changing seasons or excessive humidification requirements. (OPTION)

### ON/OFF, MODULATION CONTROL

Using Seungil Electronics' exclusive controller for electrode steam humidifier, not only basic ON/OFF operation but also capacity control by proportional input is possible.


### MASTER / SLAVE


Based on 4, 8, 15, 45kg/h units, a wide range of humidification systems can be easily configured through interlocking operation between equipment. (2~360kg/h)


### MULTI INPUT


To accommodate the variety of humidity sensor or remote control, 5 different input methods are provided as standard. (4-20mA/0-20mA), (2-10VDC/0-10VDC), (NTC)

## BH-Series


max. 4kg/h		SPEC	BH004-1	BH004-2	BH004-3	BH004-7
	Power Supply		1P 220V 60Hz	3P 220V 60Hz	3PN 60Hz 380-415V	3PN 50Hz 380-415V
	Capacity		4 [kg/h]			
	Consumption		3.0 [kW]			
	Rated Current		13.7 [A]	7.9 [A]	4.6 [A]	
	Cylinder		CY004-1	CY004-2	CY004-3	
	Control Power		1P 220-240VAC, 24VAC			
	W×D×H/Weight		400×320×622 / 20kg			
	Water Inlet		1/4inch for copper pipe & water purifier hose 2~8 [bar]			
	Drain		ID22 [mm]Heat resistance hose, 8 ℓ /min			
	Option		Steam nozzle, Steam hose, FANUNIT, Humidity probe, NTC, Floor Mounting Leg			


max. 8kg/h		SPEC	BH008-2	BH008-3	BH008-7
	Power Supply		3P 220V 60Hz	3PN 60Hz 380-415V	3PN 50Hz 380-415V
	Capacity		8 [kg/h]		
	Consumption		6 [kW]		
	Rated Current		15.8 [A]	9.1 [A]	
	Cylinder		CY008-2	CY008-3	
	Control Power		1P 220-240VAC, 24VAC		
	W×D×H/Weight		400×320×622 / 21kg		
	Water Inlet		1/4inch for copper pipe & water purifier hose, 2~8 [bar]		
	Drain		ID22 [mm]Heat resistance hose, 8 ℓ /min		
	Option		Steam nozzle, Steam hose, FANUNIT, Humidity probe, NTC, Floor Mounting Leg		

max. 15kg/h		SPEC	BH015-2	BH015-3	BH015-7
	Power Supply		3P 220V 60Hz	3PN 60Hz 380-415V	3PN 50Hz 380-415V
	Capacity		15 [kg/h]		
	Consumption		11.3 [kW]		
	Rated Current		29.5 [A]	17.1 [A]	
	Cylinder		CY015-2	CY015-3	
	Control Power		1P 220-240VAC, 24VAC		
	W×D×H/Weight		400×320×682 / 23kg		
	Water Inlet		1/4inch for copper pipe & water purifier hose, 2~8 [bar]		
	Drain		ID22[mm]Heat resistance hose, 8 ℓ /min		
	Option		Steam nozzle, Steam hose, FANUNIT, Humidity probe, NTC, Floor Mounting Leg		


max. 45kg/h		SPEC	BH030-2	BH045-3	BH045-7
	Power Supply		3P 220V 60Hz	3PN 60Hz 380-415V	3PN 50Hz 380-415V
	Capacity		30 [kg/h]	45 [kg/h]	
	Consumption		22.5 [kW]	33.8 [kW]	
	Rated Current		59.1 [A]	51.3 [A]	
	Cylinder		CY030-2	CY045-3	
	Control Power		1P 220-240VAC, 24VAC		
	W×D×H/Weight		520×350×750 / 40kg		
	Water Inlet		1/4inch for copper pipe & water purifier hose, 2~8[bar]		
	Drain		ID22[mm]Heat resistance hose, 8 ℓ /min		
	Option		Steam nozzle, Steam hose, FANUNIT, Humidity probe, NTC, Floor Mounting Leg		

## BH-Series

max. 90kg/h		SPEC	BH060-X	BH090-X
	Power Supply		3P 220V	3P 380 – 690V
	Capacity		60[kg/h]	90[kg/h]
	Consumption		45.0[kW]	67.5[kW]
	Rated Current		118.1[A]	102.6[A] / 380V
	Cylinder		CY030-2×2cycle	CY045-3×2cycle
	Control Power		1P 220VAC / TR built-in (380V)	
	W×D×H/Weight		920×375×890 / 67kg (Height 260mm base provided)	
	Water Inlet		2~8[bar], 15A socket	
	Drain		ID22[mm]Heat resistance hose, 8 ℓ /min, 25A socket	
	Control Method		On/Off, Proportional (capacity) control	

max. 135kg/h		SPEC	BH135-X	
	Power Supply		3P 380 – 690V	
	Capacity		135 [kg/h]	
	Consumption		101.3 [kW]	
	Rated Current		153.8 [A] / 380V	
	Cylinder		CY045-3×3cycle	
	Control Power		1P 220VAC / TR built-in (380V)	
	W×D×H/Weight		1,500×520×1,260 / 158kg	
	Water Inlet		2~8 [bar], 15A socket	
	Drain		25A socket	
	Control Method		On/Off, Proportional (capacity) control	

※ This product is a non-standard management product according to the needs of the consumer.

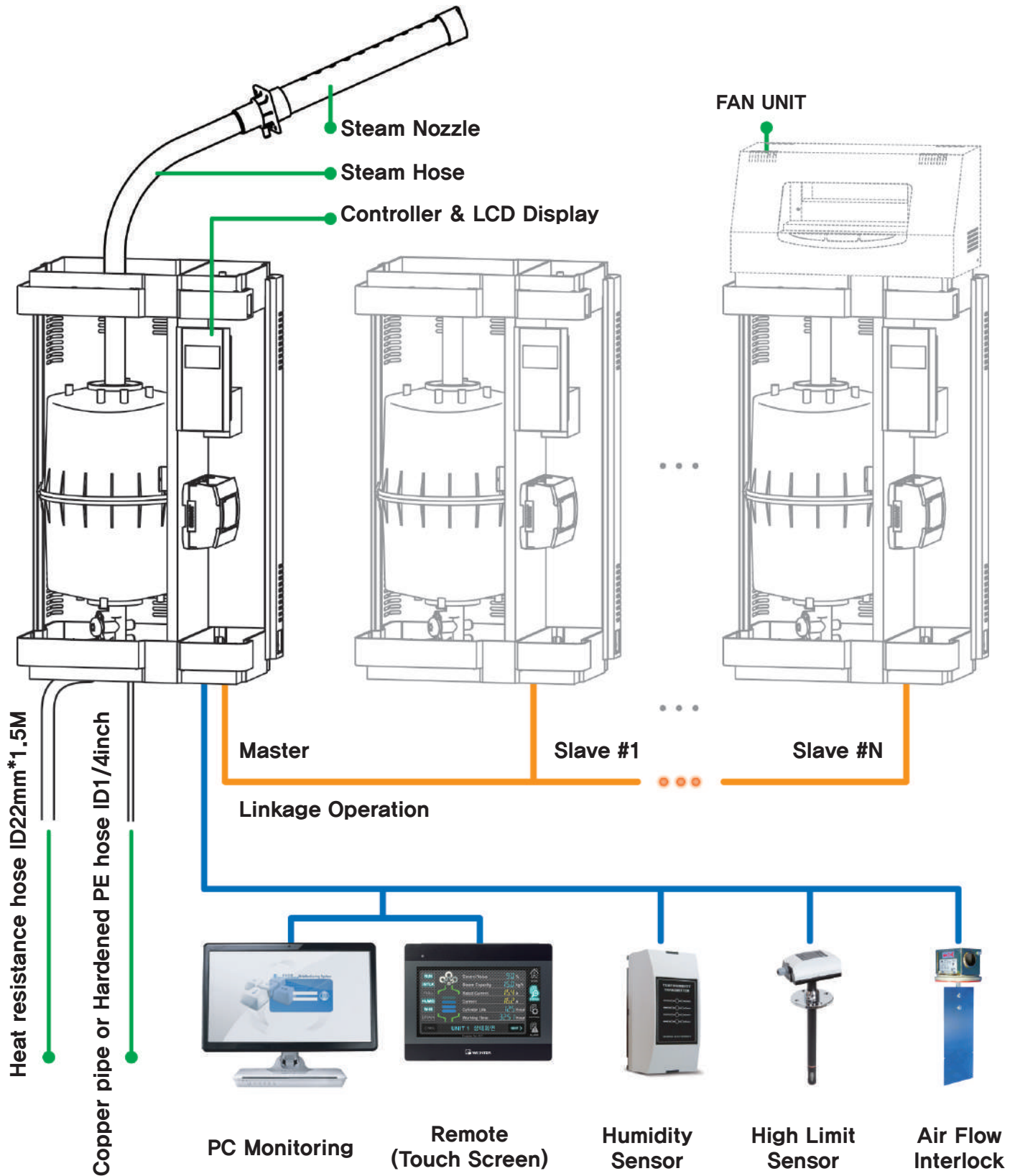
max. 270kg/h		SPEC	BH180-X	BH270-X
	Power Supply		3P 380V – 690V	3P 380 – 690V
	Capacity		180 [kg/h]	270 [kg/h]
	Consumption		135 [kW]	202.5 [kW]
	Rated Current		205 [A] / 380V	308 [A] / 380V
	Cylinder		CY045-3×4cycle	CY045-3×6cycle
	Control Power		1P 220VAC / TR built-in (380V)	
	W×D×H/Weight		1100×620×1960	1700×840×2100
	Water Inlet		2~8 [bar], 20A socket	2~8 [bar], 20A socket
	Drain		40A socket	50A socket
	Control Method		On/Off, Proportional (capacity) control	

※ This product is a non-standard management product according to the needs of the consumer.





# BH-Series


> COMPOSITION



## BH-Series All-in-one fan unit

max. 4kg/h	SPEC	BH004-1F	BH004-2F	BH004-3F	BH004-7F
	Power Supply	1P 220V 60Hz	3P 220V 60Hz	3PN 60Hz 380-415V	3P 50Hz 380-415V
	Capacity	4 [kg/h]			
	Consumption	3.0 [kW]			
	Rated Current	13.7 [A]	7.9 [A]	4.6 [A]	
	Cylinder	CY004-1	CY004-2	CY004-3	
	Control Power	1P 220VAC / TR built-in(380V)			
	W×D×H/Weight	920×375×890 / 67kg (Height 260mm base seperated)			
	Water Inlet	1/4nch for copper pipe & water purifier hose 2~8 [bar]			
	Drain	ID22 [mm] Heat resistance hose, 8 ℓ /min			
	Control Method	On/Off, Proportional (capacity) control			
	Humidity Sensor	SMX-RA-A4, 4~20mA			
	Blower fan	Air volume : 2CMM, 48dB			

max. 8kg/h	SPEC	BH008-2F	BH008-3F	BH008-7F
	Power Supply	3P 220V 60Hz	3PN 60Hz 380-415V	3P 50Hz 380-415V
	Capacity	8 [kg/h]		
	Consumption	6 [kW]		
	Rated Current	15.8 [A]	9.1 [A]	
	Cylinder	CY008-2	CY008-3	
	Control Power	1P 220VAC / TR built-in(380V)		
	W×D×H/Weight	920×375×890 / 67kg (Height 260mm base seperated)		
	Water Inlet	1/4nch for copper pipe & water purifier hose, 2~8 [bar]		
	Drain	ID22 [mm] Heat resistance hose, 8 ℓ /min		
	Control Method	On/Off, Proportional (capacity) control		
	Humidity Sensor	SMX-RA-A4, 4~20mA		
	Blower fan	Air volume : 2CMM, 48dB		

max. 15kg/h	SPEC	BH015-2F	BH015-3F	BH015-7F
	Power Supply	3P 220V 60Hz	3PN 60Hz 380-415V	3P 50Hz 380-415V
	Capacity	15[kg/h]		
	Consumption	11.3[kW]		
	Rated Current	29.5[A]	17.1[A]	
	Cylinder	CY015-2	CY015-3	
	Control Power	1P 220VAC / TR built-in(380V)		
	W×D×H/Weight	431×307×910 / 33kg (Height 260mm base seperated)		
	Water Inlet	1/4nch for copper pipe & water purifier hose, 2~8 [bar]		
	Drain	ID22 [mm]Heat resistance hose, 8 ℓ /min		
	Control Method	On/Off, Proportional (capacity) control		
	Humidity Sensor	SMX-RA-A4, 4~20mA		
	Blower fan	Air volume : 4.2CMM, 48dB		

※ This product is a non-standard management product according to the needs of the consumer.

### > TIP

MODEL	20℃ / 40%	20℃ / 50%	25℃ / 40%	25℃ / 50%	30℃ / 40%	30℃ / 50%
max. 4kg/h	181m <sup>2</sup>	132m <sup>2</sup>	122m <sup>2</sup>	99m <sup>2</sup>	92m <sup>2</sup>	72m <sup>2</sup>
max. 8kg/h	347m <sup>2</sup>	264m <sup>2</sup>	247m <sup>2</sup>	198m <sup>2</sup>	181m <sup>2</sup>	145m <sup>2</sup>
max. 15kg/h	628m <sup>2</sup>	495m <sup>2</sup>	476m <sup>2</sup>	363m <sup>2</sup>	347m <sup>2</sup>	264m <sup>2</sup>

※ This data is a value calculated by a theoretical formula and may vary depending on site conditions (outside air, ventilation, cooling load),etc.

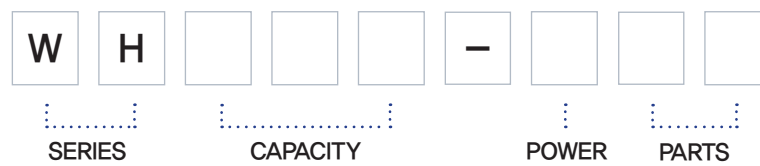
# WH-Series

## > OVERVIEW

WH-series is a compact type electrode steam humidifier. With a new design that breaks away from the existing electrode steam humidifier, the height of the product is lowered by more than 50%, so it can be easily installed in air conditioners or air conditioners/heaters. The external appearance of the product is composed of a ratio similar to that of the existing electric humidifier, so it is convenient to apply alternatively to the electric humidifier.



## > CLASSIFICATION



## > FEATURES

### INSTALLATION

Due to the characteristics of the humidifier, it is a horizontal structure that breaks away from the basic common sense of the electrode steam humidifier type, which has been developed and produced only in a vertical structure, and minimizes the installation space by half the height of the existing 8kg/h humidifier.

### QUICK RESPONSE

Since it consists of 6 electrodes, the initial operation is more than doubled with the same cross-sectional area, and the response is very good. (within 15 minutes of reaching the first rating based on tap water)

### ELECTRODE

By improving the electrode material with a special alloy, it generates clean steam by minimizing rust caused by self-corrosion.

### MAINTENANCE

To increase the convenience of cleaning and removing sludge from the inside of the humidification cylinder, the cylinder connection part has a locking lid structure.

## > SPECIFICATION

SPEC	WH004-1	WH008-3	
Power supply	1P 220V	3P 220V	3P 380V
Capacity	4[kg/h]	8[kg/h]	
Consumption	3.0[kW]	6.0[kW]	
Rated current	12.7[A]	15.8[A]	9.1[A]
Cylinder	CW004-1	CW008-3	
W×D×H/Weight	502x180x300 / 3.9kg *CA:5.3kg		
Supply valve	1P 220VAC, 1/4inch for copper pipe, 2~8[bar]		
Drain valve	1P 220VAC, OD13mm		

1. This product must be installed on the drain plate.

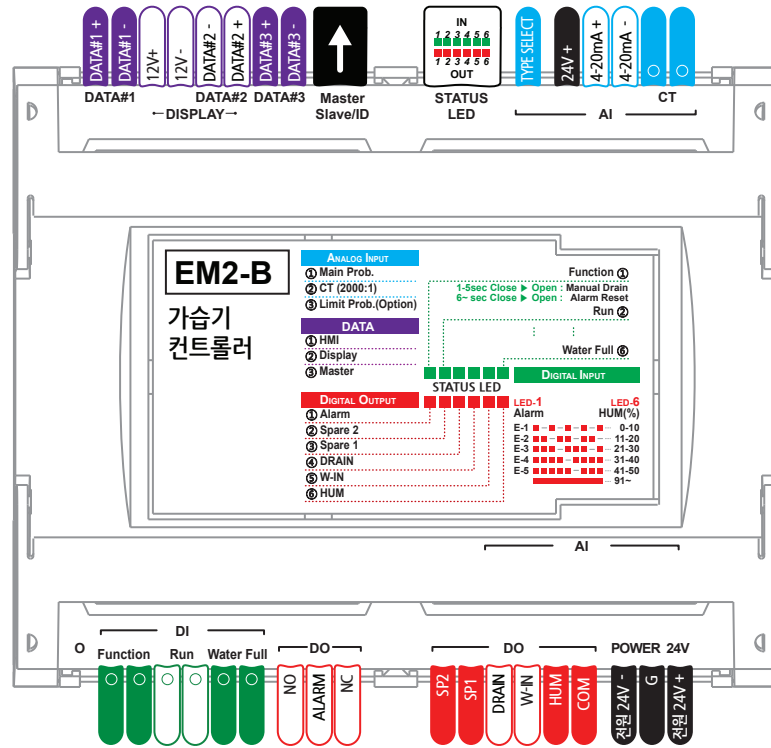
2. "CA" at the last code of specification means "Controller mounted model" . ex) WH008-3CA

# Humidifier Controller EM2-Series

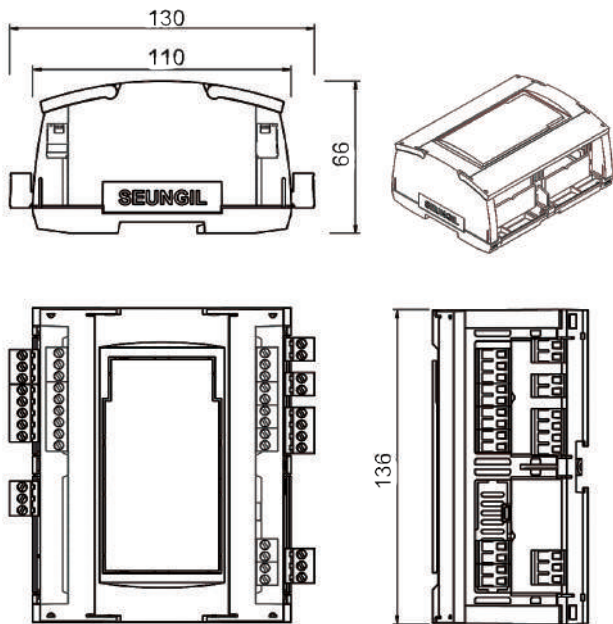
## > OVERVIEW

EM2 is a dedicated humidification controller for smooth operation and control of our humidifier. It provides various mode settings and multi-input, and can operate up to 8 devices through interlocked operation between devices.

### I/O LIST



### DRAWINGS



### SPEC

<b>POWER</b>	24VDC 50/60Hz		
<b>INPUT/OUTPUT SPEC</b>	<b>DO</b> (6 points)	① WATER INLET ② DRAIN ③ HUMIDIFICATION ④ ALARM ⑤ SPARE1 ⑥ SPARE2	
	<b>DI</b> (3 points)	POWER ON ① FULL WATER(80~480V)	
		POWER OFF ② REMOTE CONTROL ON/OFF ③ INTERLOCK	
	<b>AI</b> (2CH)	CT	
		MAIN SENSOR (Multi)	0-20mA, 4-20mA, 0-10VDC, 2-10VDC, NTC
	<b>COMM.</b> (3CH)	RS-485	DISPLAY, MASTER, SLAVE(HMI)
<b>expansion board</b> (Option)	High-limits Sensor DI 3ports RTC(Real Time Clock)		
<b>function</b>	Humidifier water Humidifier capacity control Humidity control (ON/OFF, PI control)		


# Electric Steam Humidifier (Resistive)

## > OVERVIEW

Electric steam humidifiers (RH-series) are optimized for environments (disadvantages) where electrode steam humidifiers are difficult to apply, and can be used in environments where pure water is supplied or in chamber facilities that require precise humidity control.



[ RH270-X ]



[ RU045-X ]



[ RH015-X ]



[ RU015-X ]

## > CLASSIFICATION


R	H	X	X	X	-	X	X	◀ Stand Alone type (humidification unit + control box)
R	U	X	X	X	-	X	X	◀ Humidification unit
..... SERIES		..... CAPACITY ( 380V STANDARD )			..... SPEC CODE			


## Electric Steam Humidifier (Resistive)

### > FEATURES

HUMIDIFICATION	Due to the boiling water humidification method, there is no bacterial propagation, and clean humidification is possible because there is no corrosion and rust before and after humidification.
D.I. WATER USABLE	Unlike the electrode type, since the heater is used as a humidifying heat source, humidification is possible even when pure water(deionized water) is supplied, and the service cycle is prolonged.
TITANIUM HEATER	Corrosion caused by impurities is minimized by using a titanium heater with high strength and corrosion resistance.
DRAIN PUMP	An automatic drainage system through the accumulation of evaporation was applied. The generation of sludge inside the humidifier is minimized through the high torque drain pump, and there is no restriction or blockage by sludge, and there is no leakage.
SAFETY DEVICES	It is safe by installing a number of water level sensors, temperature sensors, and electrical safety devices.

### > SPECIFICATION

Max. 15kg/h(380V기준)	SPEC	RH015
	Power supply	3P 380V
	Capacity	15[kg/h]
	Consumption	11.3[kW]
	Rated Current	17.1[A]
	Cylinder	RU015
	WxDxH/Weight	520 x 350 x 824 [mm]/51.8kg
	Water Inlet	1/4Inch for copper pipe & water purifier hose 2~8[bar]
	Drain	ID22[mm] Heat resistance hose, 8L/min

Max. 270kg/h(380V기준)	SPEC	RH270
	Power supply	3P 380V
	Capacity	270[kg/h]
	Consumption	202.5[kW]
	Rated Current	307.7[A]
	Cylinder	RU045
	WxDxH/Weight	1700 x 840 x 2300 [mm]/630kg
	Water Inlet	20A Socket, 2~8[bar]
	Drain	50A Socket

# Electrode steam humidifier accessories

> CLASSIFICATION



> ACCESSORIES

### WATER SUPPLY VALAWE / KSV-1105



POWER	220V 50/60Hz
CURRENT	35mA
FLOW	10L/min
WEIGHT	124g
PRESSURE	1-10 Bar
INLET	3/4inch, PM
OUTLET	OD10.5mm

### DRAIN VALVE / KDV-1 (For WH Series)



POWER	220V 50/60Hz
CURRENT	80mA
FLOW	3.5L/min
WEIGHT	132g
INLET	OD16mm
OUTLET	OD13mm

### STEAM NOZZLE / KNS



4kg/h	KNS-230 (300mm)
8kg/h	KNS-240 (400mm)
15kg/h	KNS-350 (500mm)
45kg/h	KNS-470 (700mm)

### STEAM HOSE



	KSH-22	KSH-30	KSH-45
CYLINDER	Max. 4~8kg/h	Max. 15kg/h	Max. 30~45kg/h
ID	22mm	30mm	45mm
THICKNESS	4.5mm	5.25mm	6mm
OD	31mm	40.5mm	57mm
TEMP.	-25~105°C		
MATERIAL	[ Inside ] TPV + Galvanized steel spring [ Outside ] TPV + Polyester fiber		
CURVE RADIUS	75mm	85mm	120mm

### DRAIN PUMP




	KDP-4511	KDP-1511
POWER	220V 60Hz	220V 50Hz
CURRENT	0.2A	
FLOW	8L/min	
WEIGHT	534g	
HEAD	1.5M	
INLET	13mm	
OUTLET	18mm	

### CONDENSING HOSE/ KCH-09



ID	9mm
THICKNESS	2mm
OD	13mm
MATERIAL	Silicone
COLOR	Dark Gray
TEMP.	-25~180°C

### CONTROLLER / E-HUMS



POWER	100-250VAC 50/60Hz
W×D×H	152 x 120 x 50
WEIGHT	150g

### CONTROLLER / EM2



POWER	24VAC 50/60Hz
W×D×H	136 x 110 x 66
WEIGHT	110g

### POWER CONNECTOR



	KPC-5	KPC-6
SPEC	ID 5mm	ID 6mm
CLAMP	HEXA WRENCH M6	
CURRENT	690VAC 45A	
WIRE	1.5sq - 10sq	

### CYLINDER

Max. 4kg/h		Max. 6,8kg/h		Max. 15kg/h		Max. 30,45kg/h		Max. 4,8kg/h	
Ø200mm/height: 290mm weight: 0.9kg		Ø200mm/height: 350mm weight: 1.1kg		Ø252mm/height: 416mm weight: 2kg		Ø320mm/height: 515mm weight: 5.8kg		WxDxH: 320x170x290mm weight: 1.4kg	
CY004-1	1~ 220V	CY006-1	1~ 220V	CY015-2	3~ 220V	CY030-3	3~ 220V	CW008-3	3~ 220V -380V
CY004-2	3~ 220V	CY008-2	3~ 220V			CY045-3	3~ 380V		
CY004-3	3~ 380V	CY008-3	3~ 380V	CY015-3	3~ 380V			CW004-1	1~220V

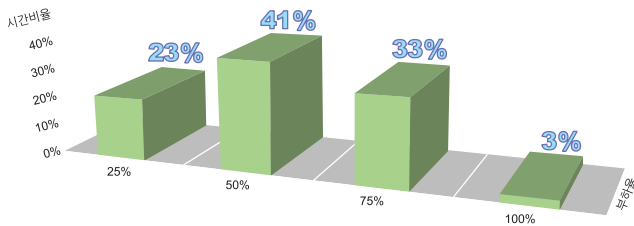
# DC INVERTER COMPRESSOR SYSTEM

## > ADVANTAGES

### [ ENERGY SAVING ]

#### ESEER

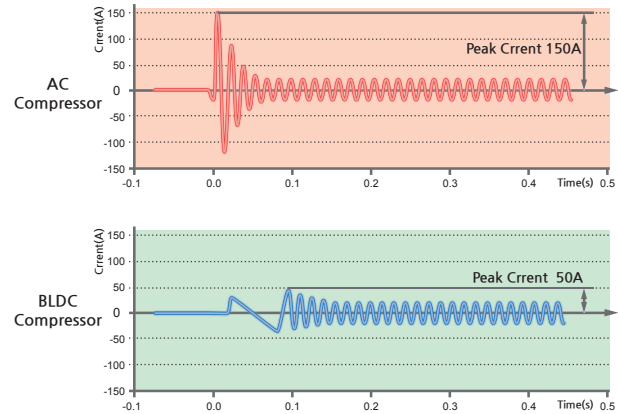
(European Seasonal Energy Efficiency Ratio)



Based on the European seasonal energy efficiency ratio ESEER graph, the time required for a 100% rated load during the year is only about 3%, and the 50% partial load operation time is the most at 41%

Fixed speed compressor waste unnecessary energy because they can not control the load. Effective energy saving is possible by using DC inverter compressors that can cope with these partial load.

### [ DECREASE INITIAL PEAK CURRENT ]

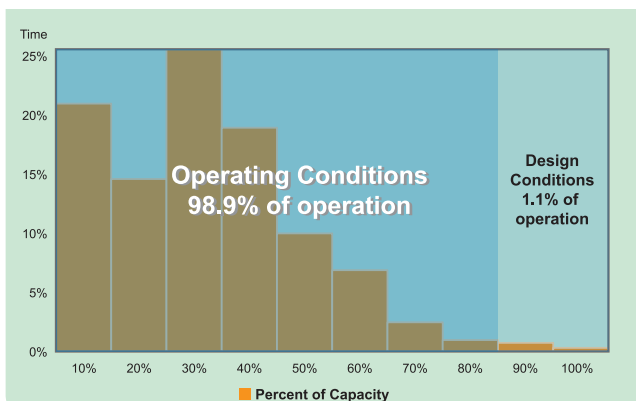


Fixed speed compressor consumes much inrush current during initial startup due to the characteristics of the motor. This cause a current peak load and a long-term increase in power costs.

The DC inverter compressor does not generate much inrush current at initial start-up, it has the effect of reducing by about 70% from the current at the time of initial start of compressor of same capacity. As a result, it has advantage of lower power costs.

### [ CAPACITY DOWN SIZING ]

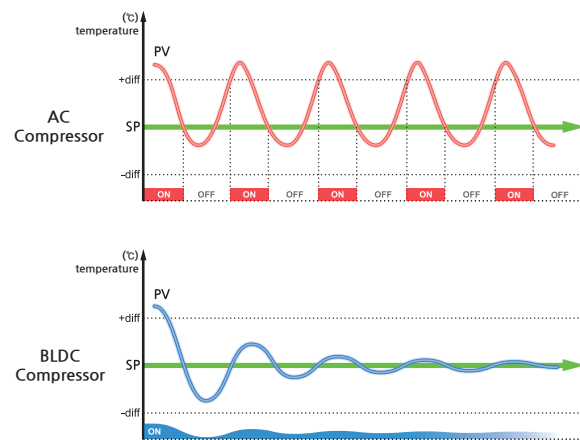
#### Typical Load Profile of an Office Building



Looking at the graph of the load operating conditions, the time required for 80% or more load operation is only 1.1% of the total. At present, it is inevitable to design the system considering the design of the system using the fixed speed type compressor

The DC inverter compressor can operate at speeds higher than the rated speed as required, because of these characteristics, the same effect can be achieved with a smaller capacity than a fixed speed compressor system.

### [ PRECISION CONTROL ]



The fixed speed compressor is only in the ON and operation phase and must be continuously ON and OFF to maintain the set temperature. This process cannot help but maintain the error range of some deviation based on the set temperature.

DC inverter compressors are capable of more flexible operation to reach and maintain the set temperature, therefore, precise control is possible closer to the set temperature.



# Why DC inverter compressor systems should be approached as an integrated solution?

## > Optimized load operation [ Increase energy efficiency ]

In order to increase energy efficiency, it is necessary to maintain the optimum capacity so as not to exceed the load required. For this purpose, the capacity is adjusted by increasing / decreasing the rotating speed of the compressor. The condensation pressure, EEV opening rate, and evaporation pressure must be moved accordingly. If this balance is not met, the system will become unbalanced and problems will arise

## > Envelope control [ Increase safety / Lifetime ]

Unlike fixed speed type compressors, variable frequency compressors have compressor operating conditions within the limits of pressure and temperature defined by the compressor manufacturer. If the compressor operates beyond the operating conditions, it may affect the service life or burn out. The SEUNGIL TOTAL SOLUTION includes corresponding controls to ensure that the envelope defined by the compressor manufacturer does not deviate.

**Total Solution**  
**Variable Frequency Drive with BLDC Compressor**

EEV Controller / Driver

Digital Pressure Switch

System Controller

BLDC Inverter

Pressure Control

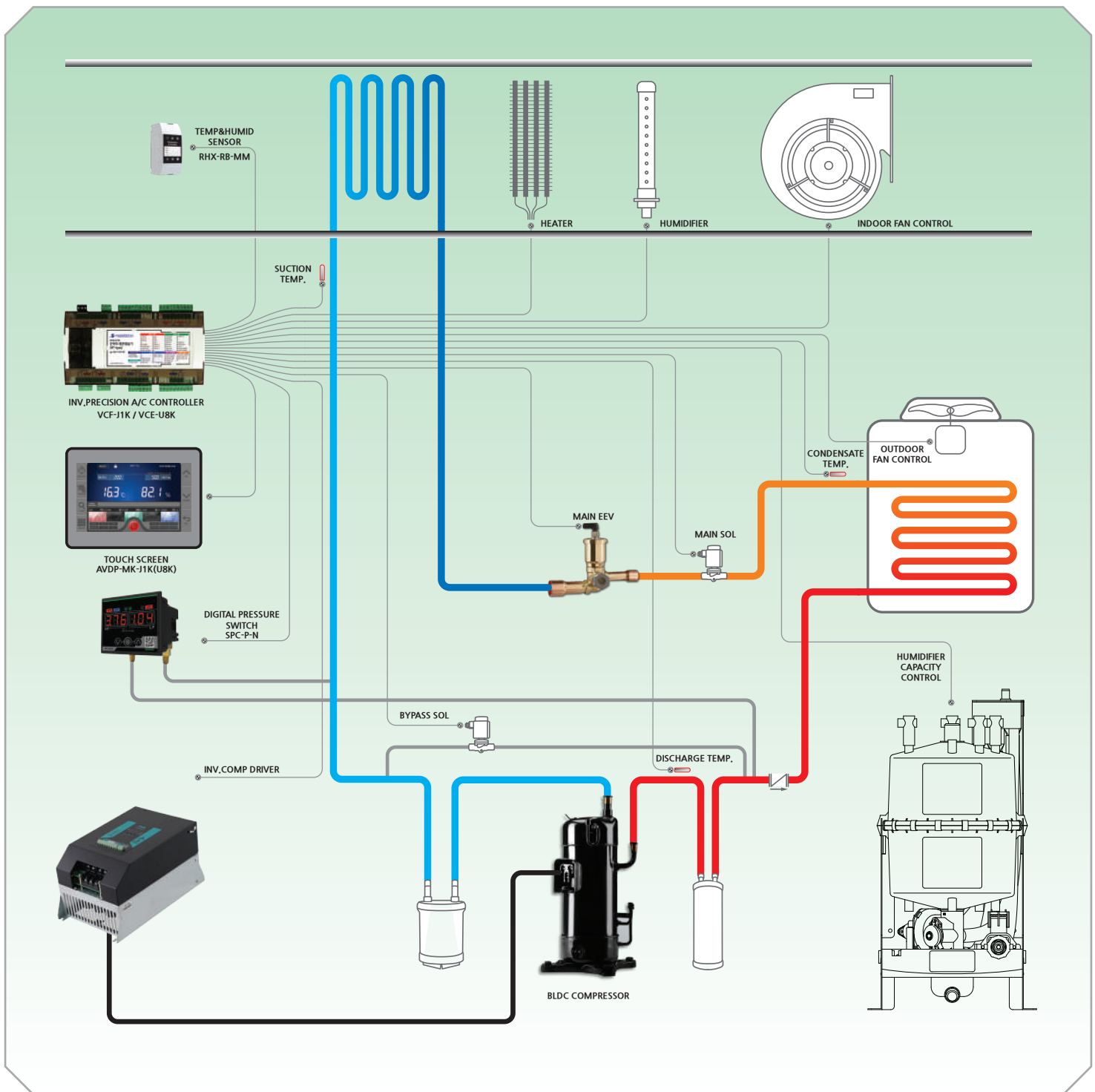
Superheat Control

System Control

Compressor Speed Control



# AHU / Packaged AC (Compressor indoor type)



# AHU / Packaged AC (Compressor indoor type)

> Application table according to system configuration

## Compressor Indoor 1 Cycle Configuration – Heater 3 Stages

Controller/Display



Controller  
VCF-J1K



4.3" Color touch  
AVDP-MK-J1K

Sensor



Room type temperature/  
humidity sensor  
RHX-RB-MM



Suction  
temperature  
STX-PA-T5-2M



Discharge  
temperature  
STW-PA-TK-2M

Pressure switch



Pressure switch  
SPC-P-N

Inverter



Inverter+Reactor

Expansion valve



Electronic  
Expansion valve

## Compressor Indoor 1 Cycle Configuration-Heater 4 Stages

Controller/Display



Controller  
VCE-U8K



4.3" Color touch  
AVDP-MK-U8K

Sensor



Room type temperature/  
humidity sensor  
RHX-RB-MM



Suction  
temperature  
STX-PA-T5-2M



Discharge  
temperature  
STW-PA-TK-2M

Pressure switch



Pressure switch  
SPC-P-N

Inverter



Inverter+Reactor

Expansion valve



Electronic  
Expansion valve

## Compressor Indoor 2 Cycle Configuration – Heater 4 Stages

Controller/Display



Controller  
VCF-U8K



4.3" Color touch  
AVDP-MK-U8K

Sensor



Room type temperature/  
humidity sensor  
RHX-RB-MM

**CYCLE X2**



Suction  
temperature  
STX-PA-T5-2M



Discharge  
temperature  
STW-PA-TK-2M

Pressure switch



Pressure switch  
SPC-P-N

Inverter



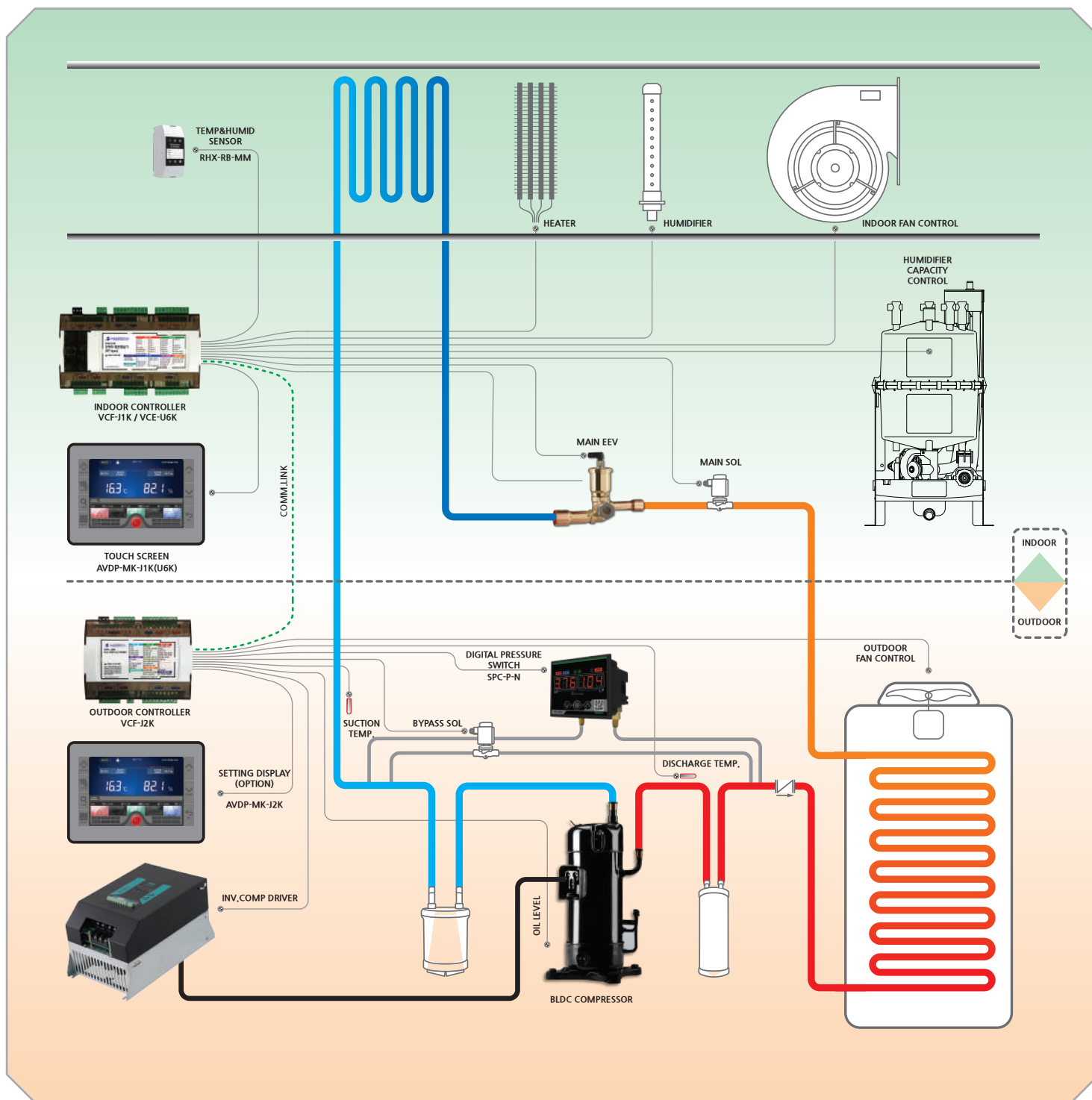
Inverter+Reactor

Expansion valve



Electronic  
Expansion valve

# AHU / Packaged AC (Compressor outdoor type)



# AHU / Packaged AC (Compressor outdoor type)

## Compressor Outdoor 1 Cycle Configuration

Indoor unit

Controller/Display



Controller  
VCF-J1K



4.3"Color touch  
AVDP-MK-J1K

Sensor



Room type temperature/  
humidity sensor  
RHX-RB-MM

Expansion valve



Electronic  
Expansion valve

Outdoor unit



Controller  
VCF-J2K



Pressure  
switch  
SPC-P-N



Suction  
temperature  
STX-PA-T5-2M



Discharge  
temperature  
STW-PA-TK-2M

Inverter



Inverter+Reactor

## Compressor Outdoor 2 Cycle Configuration

Indoor unit

Controller/Display



Controller  
VCE-U6K



4.3"Color touch  
AVDP-MK-U6K

sensor



Room type temperature/  
humidity sensor  
RHX-RB-MM

Expansion valve



Electronic  
Expansion valve

Outdoor unit

**CYCLE X2**



Controller  
VCF-J2K



Pressure  
switch  
SPC-P-N



Suction  
temperature  
STX-PA-T5-2M



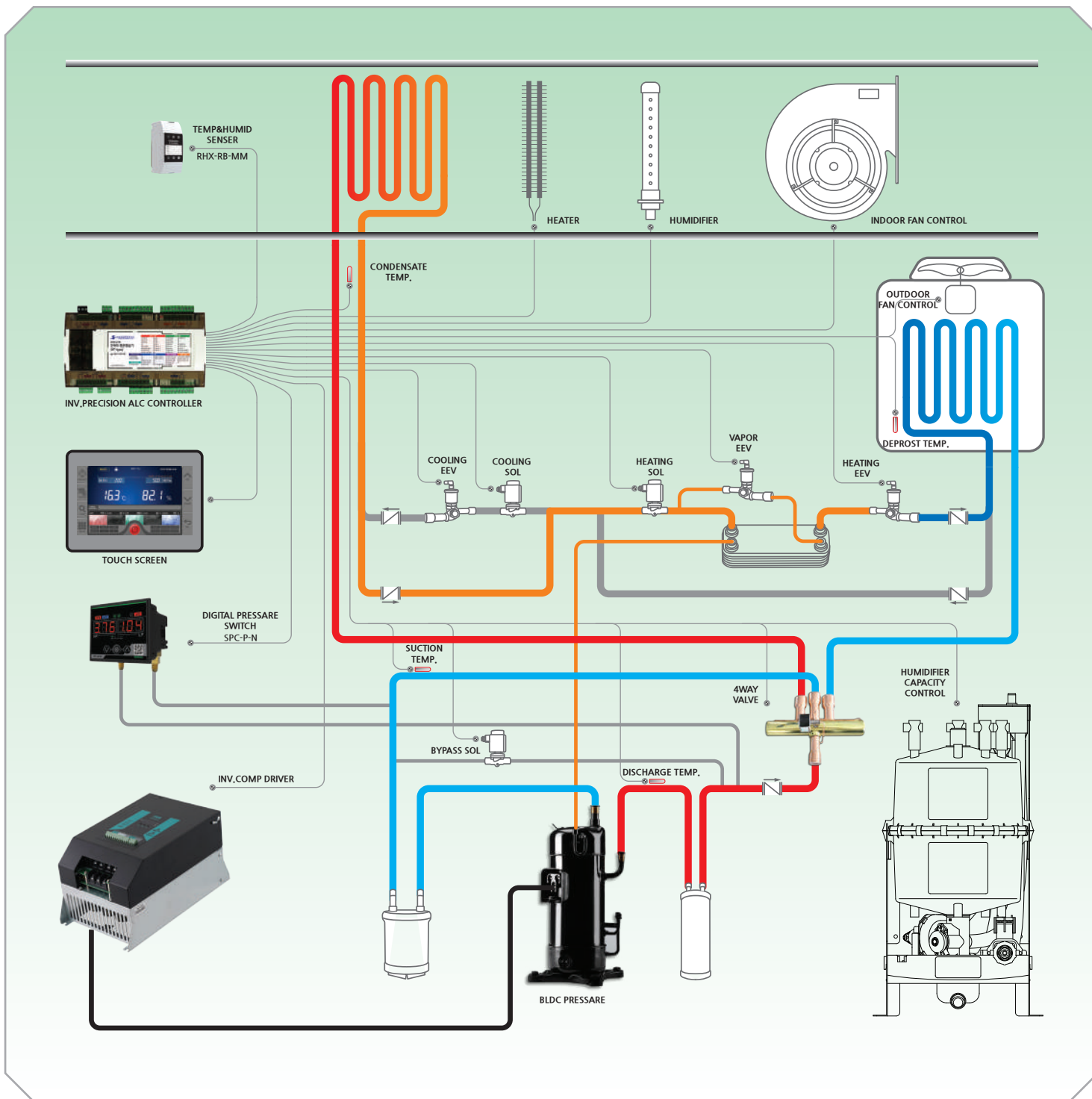
Discharge  
temperature  
STW-PA-TK-2M

Inverter

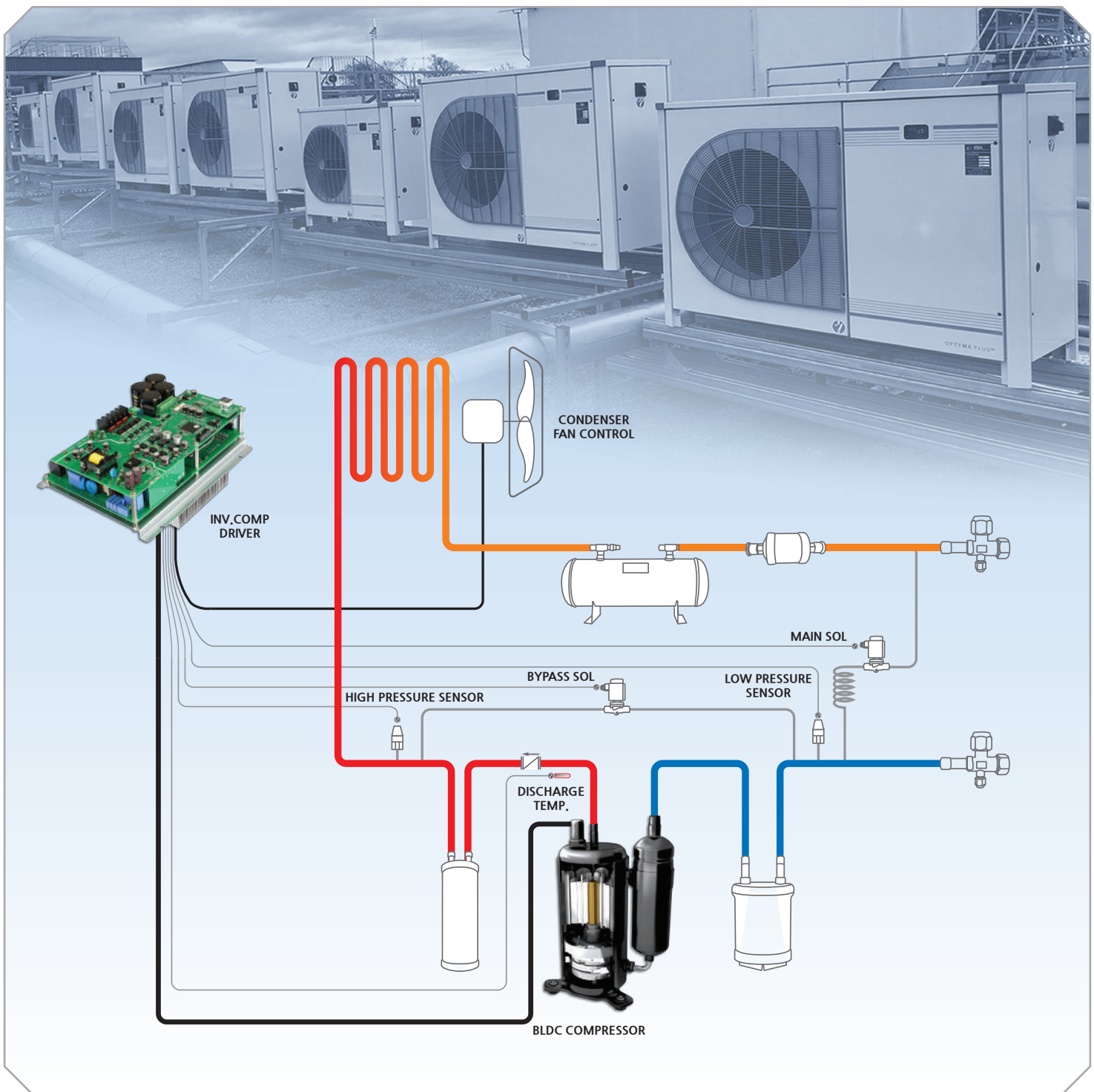


Inverter+Reactor

# Heatpump AHU / Packaged AC



# Condensing Unit



# AC INVERTER CONDENSING FAN DRIVE



[ INA31-FW ]

## > SPECIFICATION

Motor	HP	1/2
	KW	0.75/1.5
Output characteristics	Rated capacity(KVA)	1.9/3.9
	rated current(A)	2.5/6
	Max frequency	100Hz±0.2%
	Max voltage(V)	380V 3P±10%
Input	Rated voltage(V)	3P 380VAC (±10%)
Power	Rated frequency	50~60Hz
Control	Control method	V/F Control
	V/F Pattern	linear
	Torque booster	Manual torque boost
Operation	Run/Stop input	Run/stop SW analog input (Dry contact)
	Frequency control input	Current input (4~20mA), thermistor, communication, pressure sensor (4~20mA), condensing temperature
	Alarm output	N.O contact, N.C contact, relay terminal AC250V 1A or less
	Drive function	BAND control, PID control, condensing temperature overheating, high pressure
Protect Funtion	trip	Operation error, over voltage, under voltage, over current, over temperature, sensor error
Environment	Working Temperature	-10~50°C
	Working Humidity	Under 90% RH, Non condensation
	Storage Temperature	-20~60°C

## > Features

Inverter specialized for condensing fan control

Condensation pressure/temperature control by direct sensor input

Grouping operation function using communication (communication option)

Various control modes (drive control/BAND control/outdoor air floating control/PID control)

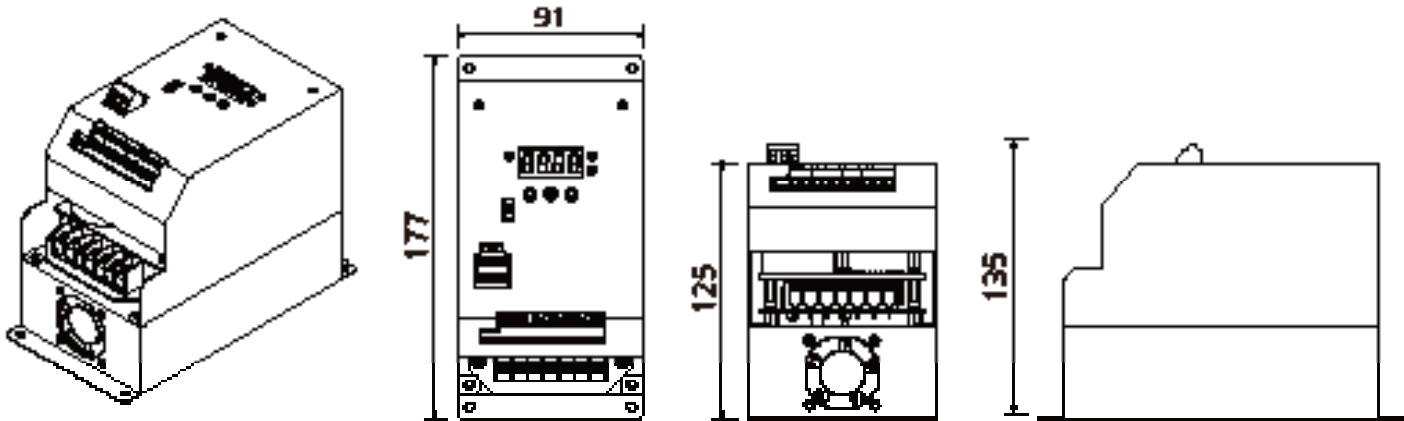
Accurate PID control technology to increase cooling effect and maximize efficiency

Optimal drive according to outdoor temperature without worrying about four seasons (inverter type V/F control)

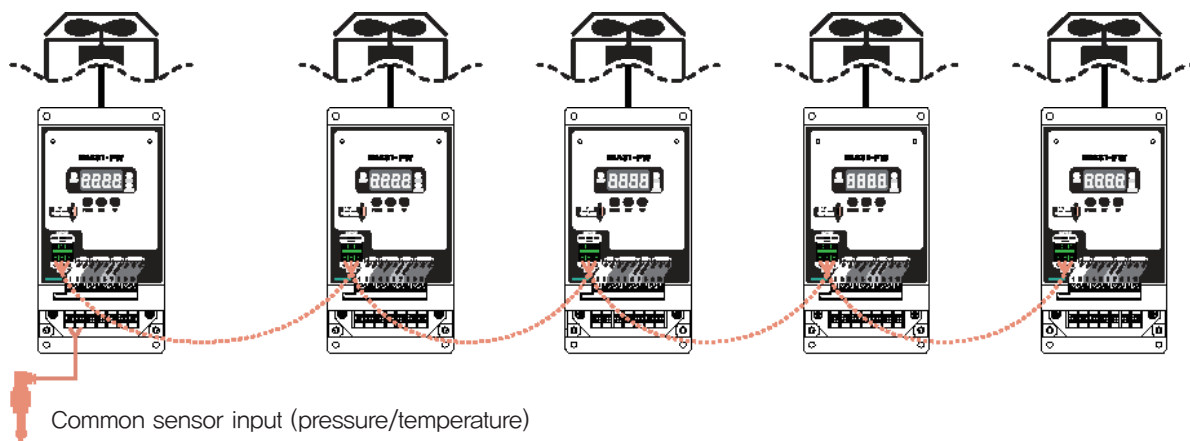


# AC INVERTER CONDENSING FAN DRIVE

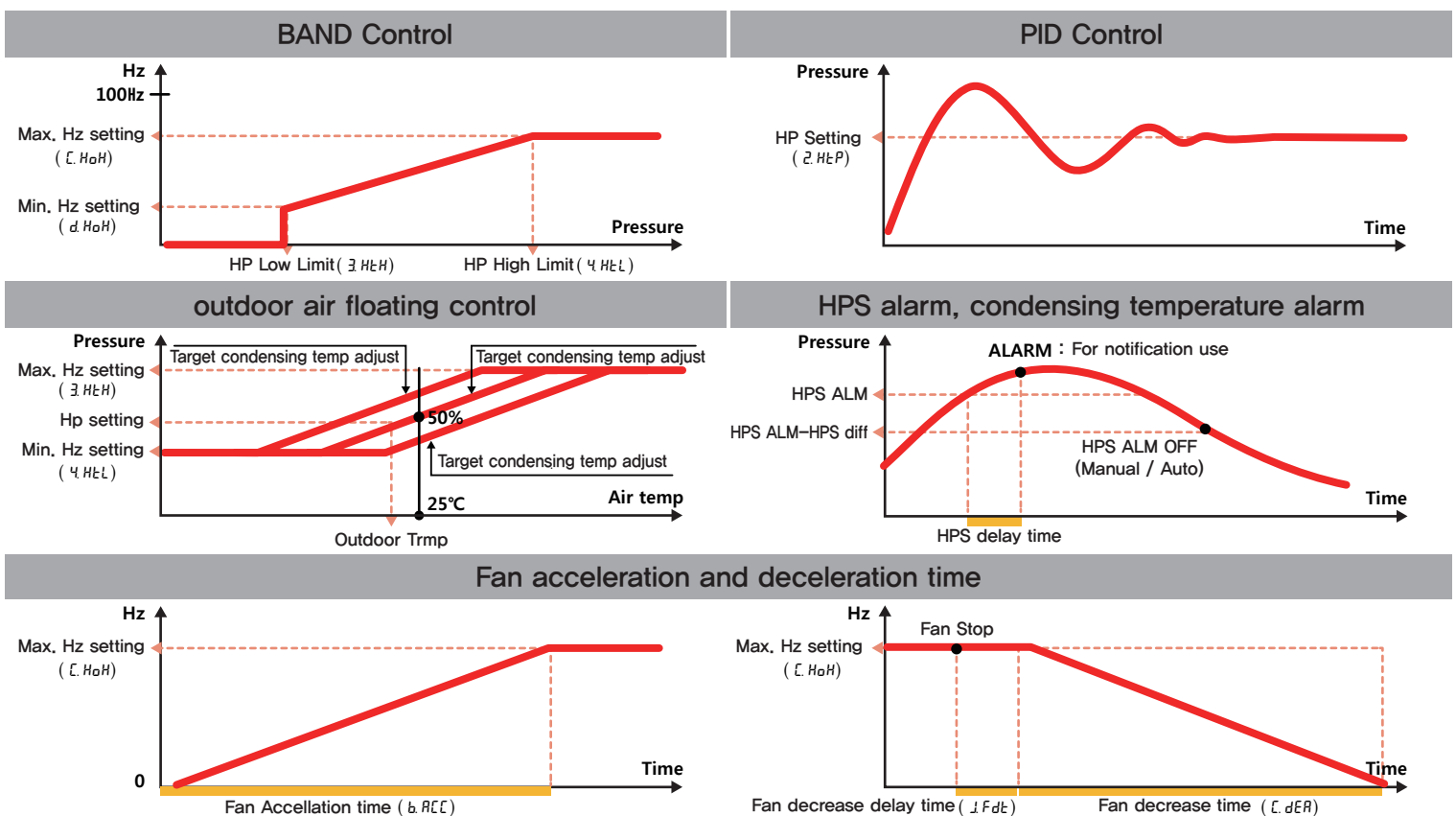
> Outline drawing



> Fan grouping operation (Monitoring communication is not possible during grouping operation)



> Function




# DC INVERTER COMPRESSOR DRIVE

## > OVERVIEW

INB Series is a family of inverters used to control DC and AC compressors. It is a product that can change the RPM (speed) using 4–20mA signal, so that it can reach energy saving goals and customer requirements. In particular, it is specialized in DC compressors, and it can be used by saving the cost required for product setting during mass production and testing with the basic setting specialized for self-protection and refrigeration and air conditioning.

- ※ DC compressors are variable displacement compressors driven by PMSM motors. Also known as DC or BLDC motor.
- ※ AC compressors are of constant speed type and variable capacity type, and are driven by an induction motor. Also known as AC, constant speed motor or constant speed machine.

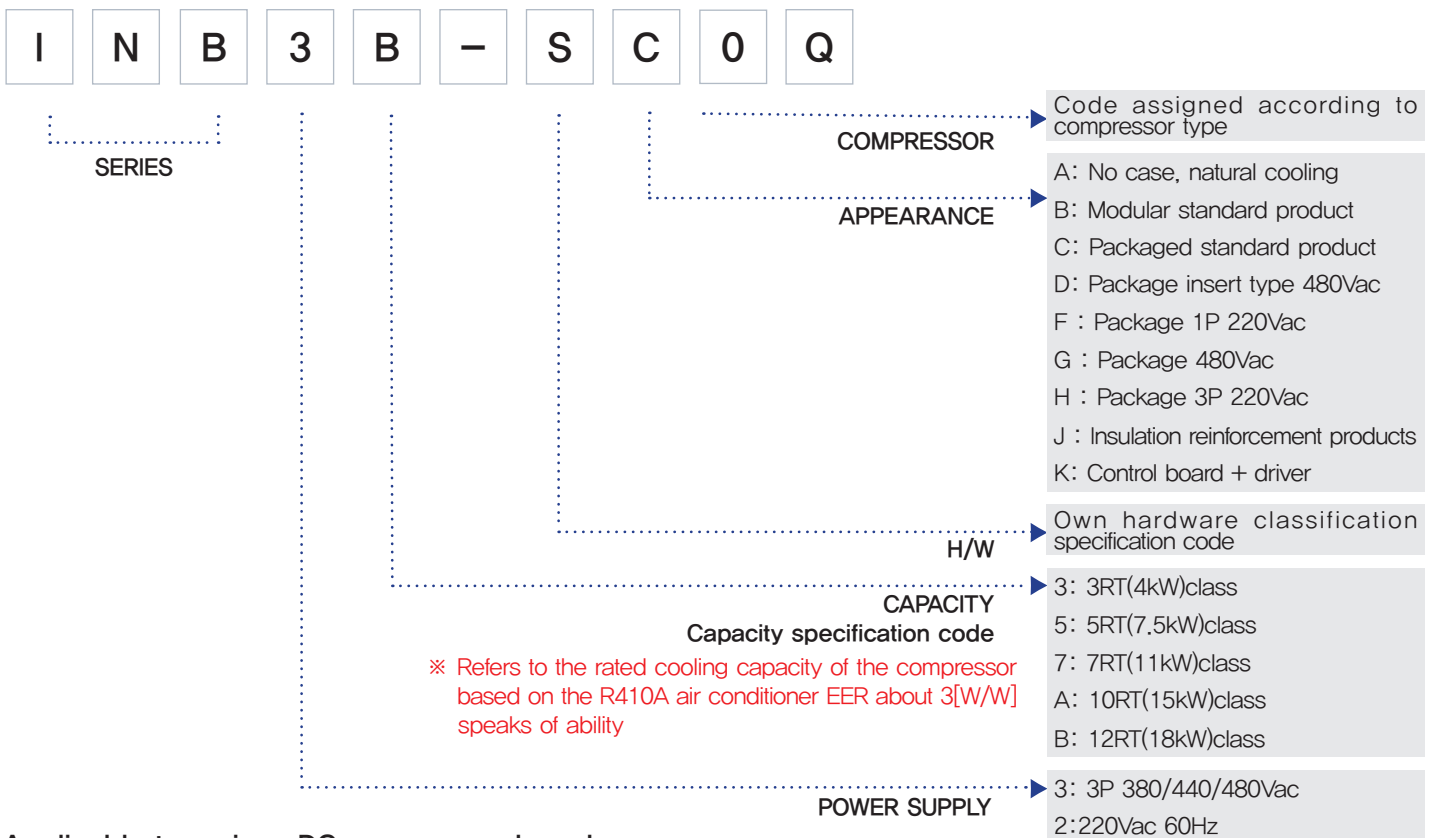


[Inverter series – Module type]

[Inverter series – Motor driver]

[Inverter series – Package type]

## > CLASSIFICATION






## > Applicable to various DC compressor brands



## DC INVERTER COMPRESSOR DRIVE PACKAGE TYPE

### > MODELS

	INB33-SC	INB35-SC	INB37-SC	INB3B-SC
Appearance				
Power supply	3Phase 3Wire 380/440/480* VAC			
Rated capacity	4 kW	7.5 kW	11 kW	18 kW
Applicable compressor Rated capacity (RT)**	3 RT	5 RT	7 RT	12 RT
Applicable compressor Rated capacity (W)**	10.5 [kW]	17.7 [kW]	24.6 [kW]	41.8 [kW]
Input/Output Specifications	4-20mA input, start signal input, RS-485 modbus communication input, discharge temperature sensor input, alarm signal output, Display-only power output, compressor output			
Remarks	Double short circuit protection			
Reactor	KAT0506	KAT0502	KAT0507	

\* In the case of input power 3 phase 440/480V, the model name is different. (INBxx-SD)

\*\* Compressor rated capacity is based on R410A air conditioning. If the refrigerant is different or the intended use is different, please inquire separately.

### > FEATURES

Performs RPM (speed) variable according to 4-20mA signal from controller

When an alarm occurs, the DO output notifies that the current alarm has occurred

Inverter self-protection function protects compressor and system

Built-in noise filter protects peripheral devices, etc

No time required for setting with customer specifications

Displays information such as RPM information, operation information, and operation of special functions on the display




RS-485 Modbus communication enables monitoring and operation of various conditions such as voltage and current

Systemic efficiency increase by finding and operating the minimum current point that generates the maximum torque

In addition to the products shown above, there are several special specifications, and it is possible to respond to customer needs

# DC INVERTER COMPRESSOR DRIVE MODULE TYPE

## > MODELS

	INB23-SK	INB33-SB	INB23-SB
Appearance			
Power supply	3Phase 3Wire 380Vac 60Hz	3Phase 4Wire 380Vac 60Hz	1Phase 220VAC
Rated capacity	3 kW	4 kW	4 kW
Applicable compressor Rated capacity (RT)**	2.5 RT	3 RT	3 RT
Applicable compressor Rated capacity (W)**	9 [kW]	10.5 [kW]	10.5 [kW]
Input/Output Specifications	4~20mA input, start signal input, RS-485 modbus communication input, discharge temperature sensor input, alarm signal output, 0~20mA pressure sensor input x2, liquid injection (sol) output, equalizing pressure (sol) output, Display-only power output, 220V single-phase fan output, motor output		
Remarks	EEV output and hybrid	Built-in line filter	PFC built-in
Reactor	KAT0506	KAT0502	KAT0508

\*\* Compressor rated capacity is based on R410A air conditioning. If the refrigerant is different or the intended use is different, please inquire separately.

## > FEATURES

As a controller inverter integrated product, it is installed inside the outdoor unit, so there is no need for a peripheral control controller.

There is no need to use a separate fan controller by controlling the outdoor unit single-phase fan with phase control and zero point detection function

Controls and protects high and low pressure through the pressure sensor input, reducing the cost of the controller

The discharge temperature protection function protects the compressor from system abnormalities.

The volume of the product is reduced by performing forced cooling with an outdoor fan.

PFC function enhances power factor compensation and stability of user system



Various applications are possible with changeable settings and various parameters

Able to cope with environmental changes with self-protection function

Most of the basic functions of the package type are included.

# DC INVERTER COMPRESSOR DRIVE Motor driver

> MODELS

	INB22-SA	INB32-SA
Appearance		
Power supply	1Phase 220VAC [AC 220V ± 10%] [50Hz / 60Hz]	3Phase 380VAC [AC 380V ± 10%] [50Hz / 60Hz]
Rated capacity	1.5 kW	3.0 kW
Applicable compressor Rated capacity (RT)	1.0 RT	2.0 RT
Applicable compressor Rated capacity (W)	3.5 [kW]	5.3 [kW]
Input	Operation selection Slide Switch (analog, comm, operation selection)	
Exterior type	벽부 삽입 방열 공랭식 / 베이스, 보드 오픈형	
Power terminal	(7.62mm spacing barrier terminal [power input L, N, PE 3 terminals] [motor output U, V, W 3 terminals])	7.62mm spacing barrier terminal [power input L1, L2, L3, PE 4 terminals] [motor output U, V, W 3 terminals]
I / O	1 x A/I (Analog Input) proportional input port for compressor speed control (4~20mA current input method) 1 x D/I (Digital Input) operation ON/OFF input port (non-power contact input method) 1 x D/O (Digital Output) Digital output port (NO, COM) for operation signal output 1 x D/O (Digital Output) Digital output port (NO, COM) for inverter alarm output	
COMM.	1 x RS 485 MODBUS RTU Comm. Port (D+,D-, GND)	1 x Isolated RS485 MODBUS RTU Comm. Port (D+,D-, Insulated GND)
Display	Operation/output status <10 steps> LED (Gm) Alarm LED (Red), Communication status LED (Red, Grn)	

> FEATURES

As a controller inverter integrated product, it is installed inside the outdoor unit, so there is no need for a peripheral control controller.

There is no need to use a separate fan controller by controlling the outdoor unit single-phase fan with phase control and zero point detection function

Controls and protects high and low pressure through the pressure sensor input, reducing the cost of the controller

The discharge temperature protection function protects the compressor from system abnormalities.

The volume of the product is reduced by performing forced cooling with an outdoor fan.

PFC function enhances power factor compensation and stability of user system

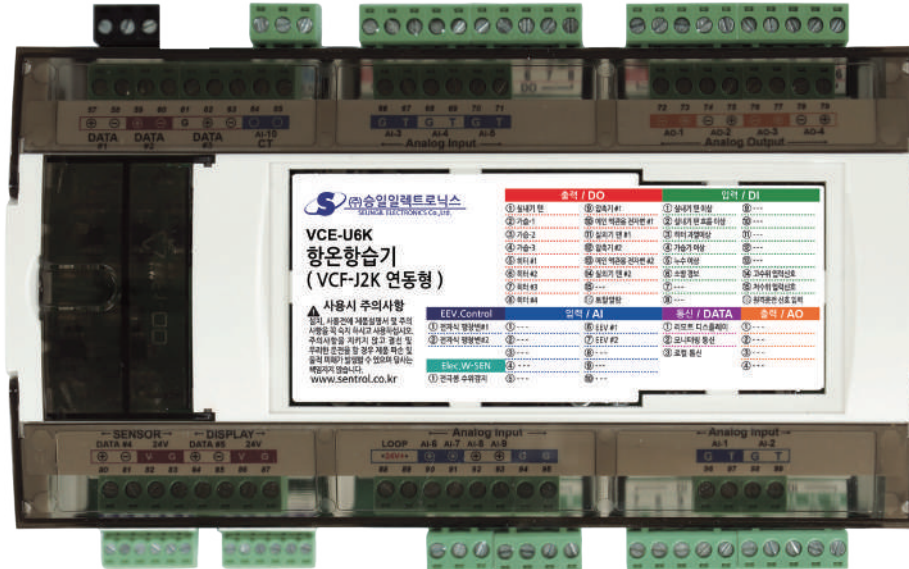
Various applications are possible with changeable settings and various parameters

Able to cope with environmental changes with self-protection function

# INVERTER AHU/ PACKAGED Air conditioner VCE-Series

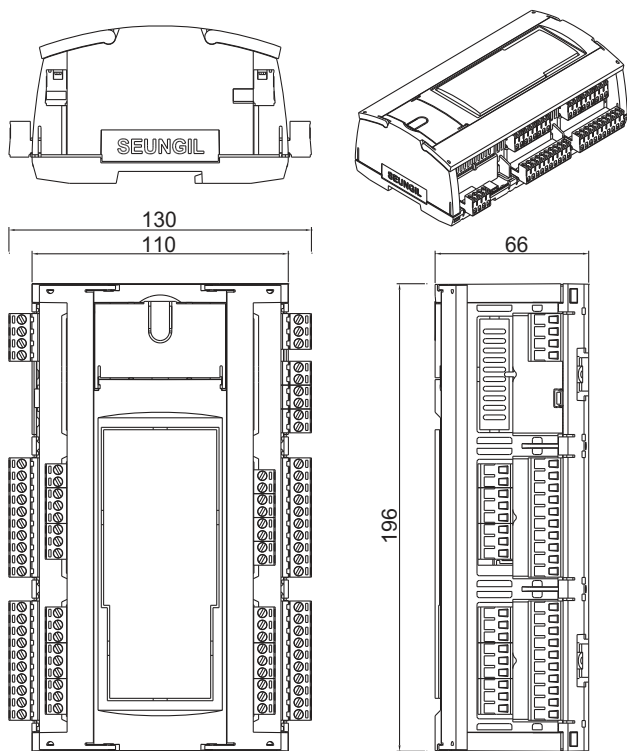
**SPECIFICATION**

Controller



[ VCE-Series ]

**DRAWINGS**



**SPEC**

<b>POWER</b>	INPUT	24VDC (Min: 2A)
<b>DIGITAL INPUT</b>	PORT	16 points (24V DC Source)
<b>DIGITAL OUTPUT</b>	PORT	16 points (Relay dry contact)
	METHOD	Relay contact
	RATE	250V 3A
<b>ANALOG INPUT</b>	TEMP. SENSOR	5ch (Thermistor)
	WATER LEVEL SENSOR	1ch Water level
	CT SENSOR	1ch (CT)
	4-20mA	4ch
<b>ANALOG OUTPUT</b>	PORT	4ch (4~20mA)
	LOAD RESIST	500Ω
<b>COMM.</b>	COMM. PORT	5ch (Display, Sensor, Remote, Monitoring, M/S)
	ADDRESS	1-254
	SPEED	9600, 19200, 38400, 115200bps
	PARITY BIT	None
	STOP BIT	1bit
	DISTANCE	1.2km (can be shortened)
	PROTOCOL	MODBUS RTU, SEUNGIL protocol
<b>SENSOR</b>	T/H SENSOR	1ch
<b>ENV</b>	OPERATING T/H	-20~70°C, 5~95% (non-condensate)
	STORAGE TEMP.	-30~80°C

# INVERTER AHU/ PACKAGED Air conditioner VCE-Series

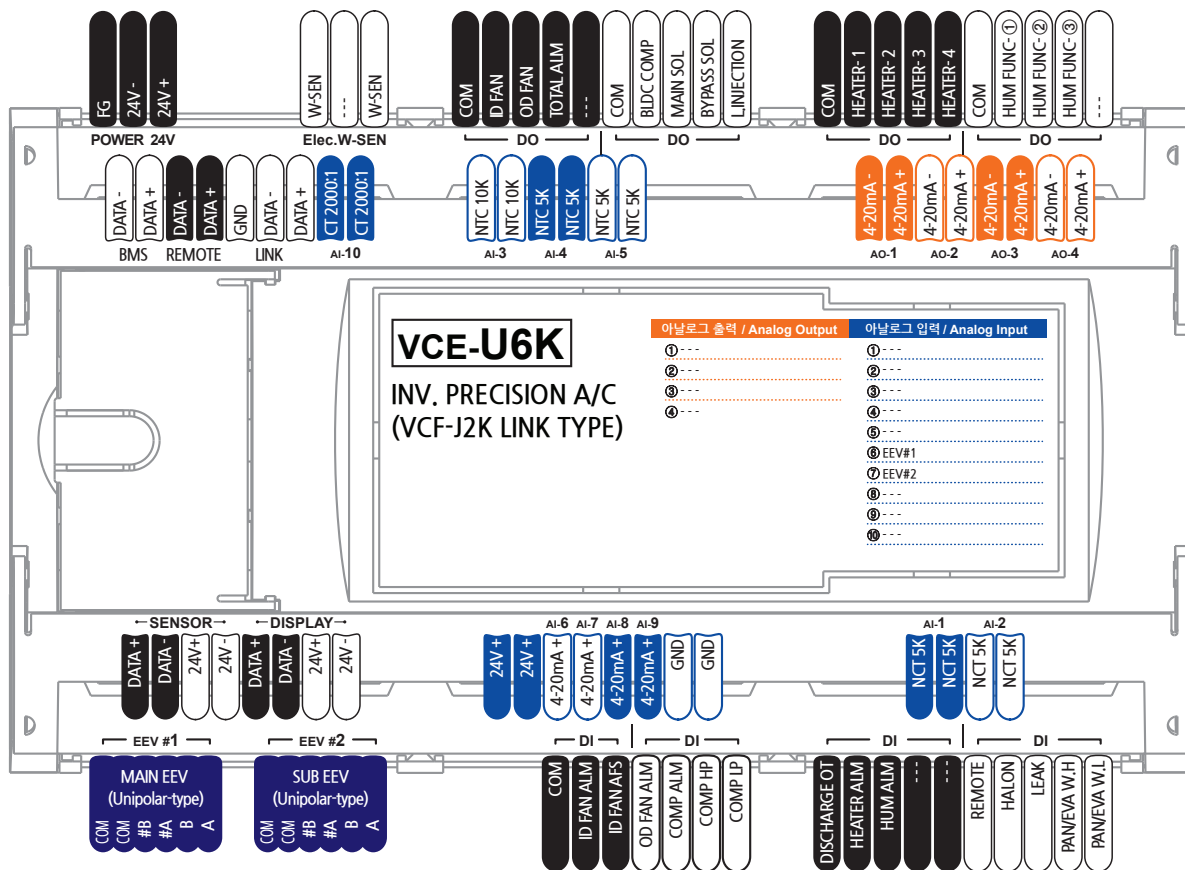
## > Overview [ VCF-J2K link type ]

In accordance with the configuration where the compressor is installed outdoors, it is linked with the outdoor condensing unit controller (VCF-J2K) to control the indoor unit's electronic expansion valve 2ch, heater 4 stages, humidifier (electrode or step), and indoor unit fan capacity.

### I/O LIST

Cutout Dimension (mm)

147.5 × 100.5



SCREEN ( MODEL: AVDP-MK-U6K )



SPEC

<b>POWER</b>	24VDC (Min: 2A)	
<b>I/O</b>	<b>DI</b>	16 points (24VDC)
	<b>DO</b>	16 points (250VAC 3A)
	<b>AI</b>	5ch (Thermistor) Temperature 4ch (4~20mA) Electric current 1ch (CT) Operating current 1ch Water level
	<b>AO</b>	4ch (4~20mA )
	<b>COMM.</b>	3ch RS-485 1ch Display 1ch Remote Display

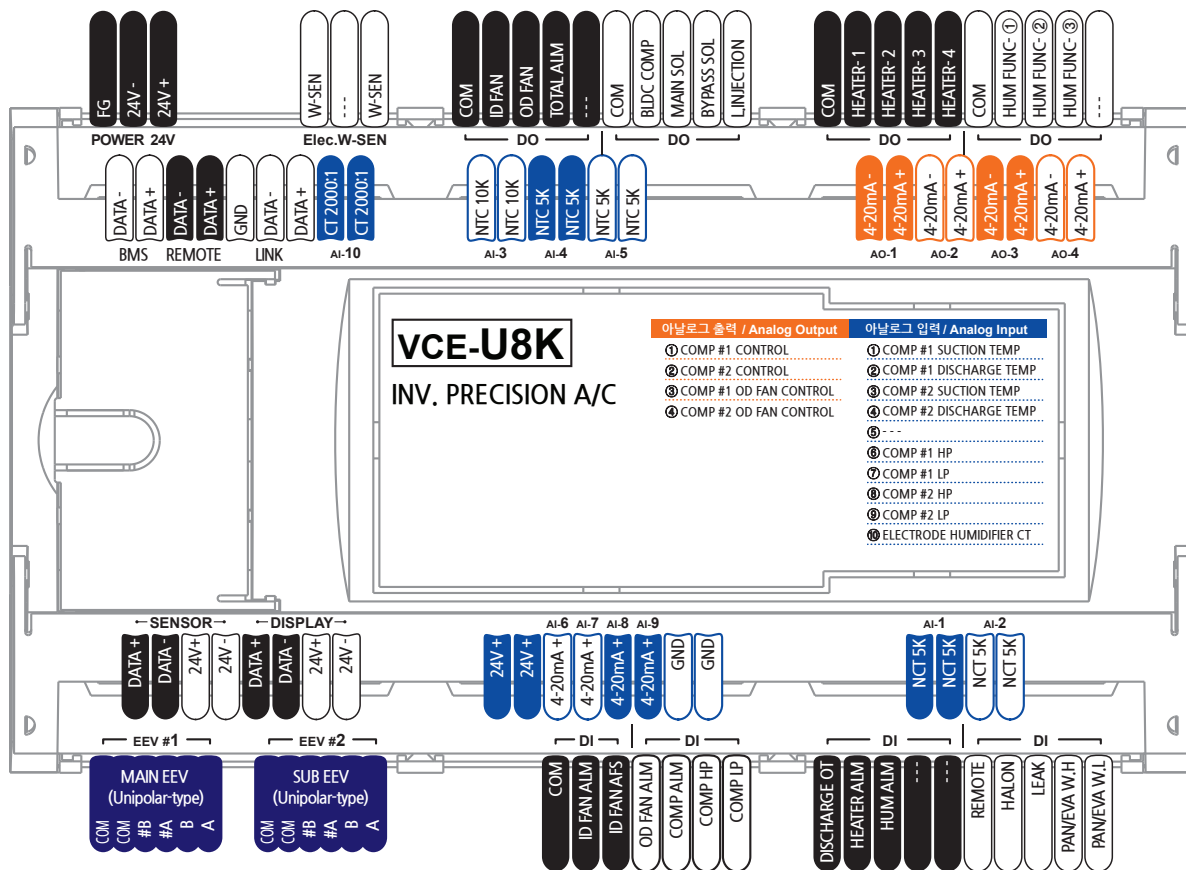
# INVERTER AHU/ PACKAGED Air conditioner VCE-Series

## > Overview [ VCE-U8K ]

It is a product that can be configured with compressor 2cycle PI control, expansion valve 2ch, indoor fan, outdoor fan PID control, humidifier (electrode or step), and heater 4 levels according to the configuration in which the compressor is installed indoors.

### I/O LIST

Cutout Dimension (mm) **147.5 × 100.5**



### SCREEN ( MODEL: AVDP-MK-U8K )



### SPEC

<b>POWER</b>	24VDC (Min: 2A)	
<b>I/O</b>	<b>DI</b>	16 points (24V DC Source )
	<b>DO</b>	16 points (250VAC 3A)
	<b>AI</b>	5ch (Thermistor) Temperature 4ch (4~20mA) Electric current 1ch (CT) Operating current 1ch Water level
	<b>AO</b>	4ch (4~20mA )
	<b>COMM.</b>	3ch RS-485 1ch Display 1ch T/H sensor



# INVERTER AHU/ PACKAGED Air conditioner VCF-Series

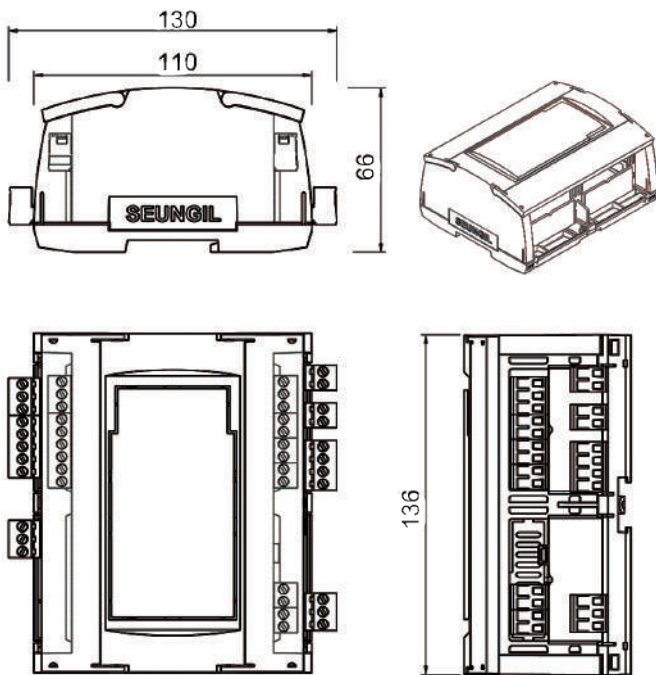
**SPECIFICATION**

Controller



[ VCF-Series ]

**DRAWINGS**



**SPEC**

<b>POWER</b>	INPUT	24VDC (min:2A)
<b>DIGITAL INPUT</b>	PORT	10 points (24VDC source)
<b>DIGITAL OUTPUT</b>	PORT	12 points
	METHOD	Relay contact
<b>ANALOG INPUT</b>	RATE	250V 3A
	TEMP SENSOR	2ch (Thermistor)
	WATER LEVEL SENSOR	1ch Water level
<b>ANALOG OUTPUT</b>	CT SENSOR	1ch (CT)
	4-20mA	2ch
<b>COMM.</b>	PORT	3ch (4-20mA or 0-10VDC)
	LOAD(RESIST)	500Ω at 4-20mA
	PORT	5ch
	ADDRESS	1 ~ 254
	BAUDRATE	9600, 19200, 38400bps
	PARITY BIT	None
	STOP BIT	1bit
	DISTANCE	1.2km (Can be shortened)
<b>ENV</b>	PROTOCOL	MODBUS RTU (2ch), SEUNGIL (2ch)
	OPERATION	-10~50°C (non-condensate)
	STORAGE	-20~60°C

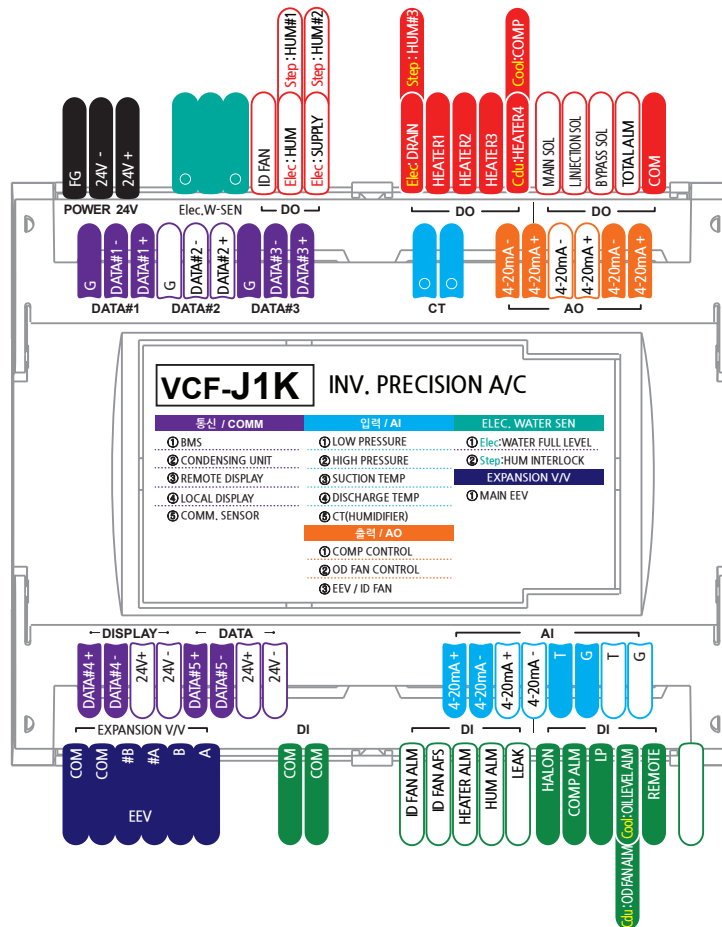
# INTERTER AHU/ PACKAGED Air conditioner VCF-Series

## > Overview [ VCF-J1K ]

In accordance with the configuration where the compressor is installed outdoors, it is linked with the outdoor condensing unit controller (VCF-J2K) to control the indoor unit's electronic expansion valve 1ch, heater 3 stages, humidifier (electrode or step), and indoor unit fan capacity. When the compressor is installed indoors, it is possible to control 1 cycle of inverter cooling, heating heater 3, and electrode humidifier with a single controller.

### I/O LIST

Cutout Dimension (mm) **147.5 × 100.5**



### SCREEN ( MODEL: AVDP-MK-J1K )



### SPEC

<b>POWER</b>	24VDC (Min: 2A)	
<b>I/O</b>	DI	10 points (24VDC)
	DO	12 points (250VAC 3A)
	AI	2ch (Thermistor) Temp 2ch (4~20mA) Electric current 1ch (CT) Operating current 1ch Water level
	AO	3ch (4~20mA)
	COMM.	3ch RS-485 1ch Display 1ch T/H sensor

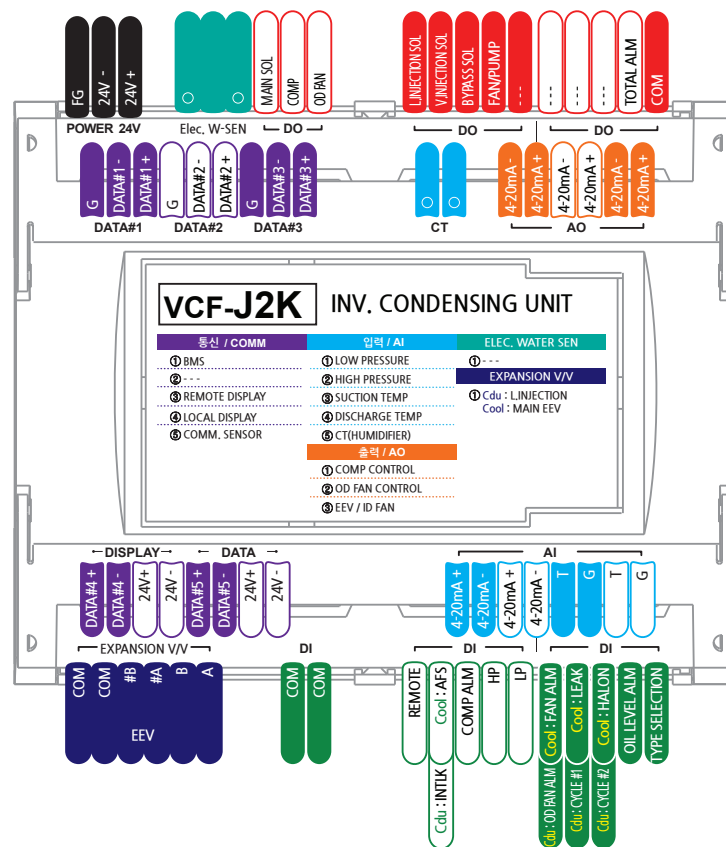
# INVERTER CONDENSING UNIT VCF-Series

## > Overview [ VCF-J2K ]

It is a product that allows proportional control of inverter compressor and outdoor fan in conjunction with the indoor unit controller (VCF-J1K) according to the configuration in which the compressor is installed outdoors.

### I/O LIST

Cutout Dimension (mm) **147.5 × 100.5**



### SCREEN ( MODEL: AVDP-MK-J2K )



### SPEC


<b>POWER</b>	24VDC (Min: 2A)	
<b>I/O</b>	<b>DI</b>	10 points (24VDC)
	<b>DO</b>	12 points (250VAC 3A)
	<b>AI</b>	2ch (Thermistor)T emp 2ch (4~20mA) Electric current 1ch (CT) Operating current 1ch Water level
	<b>AO</b>	3ch (4~20mA )
	<b>COMM.</b>	3ch RS-485 1ch Display 1ch T/H sensor

# AHU / PACKAGED Air conditioner **STHAV-Series**

## > OVERVIEW

As a configurable controller using a high-performance microprocessor, it can control cooling, heating, humidification, and dehumidification, and it provides analog outputs (voltage, current) according to the site conditions, so it is possible to easily control inverters, heating and cooling valves and external The monitoring communication protocol is provided as a general-purpose protocol (MODBUS RTU) so that users can easily link to HMI or web server. In addition, it is equipped with various protection functions to extend the life of the compressor and protect it, so you can control it more safely. Depending on the option, when an alarm occurs, the situation at the time of occurrence is memorized, so that the user can perform maintenance quickly and easily.

## > SPECIFICATION



## > FEATURES

- Heating 5 Step (including SSR), cooling (dehumidification) 3 Step, humidification (Pan type 2Step, Vaporization type, electrode type) built-in as standard
- Analog output (current temperature / current humidity / cooling / heating / humidification / dehumidification / cooling dehumidification, etc.) can be individually set
- External monitoring (MODBUS RTU protocol) communication 2ch
- Addition of minimum fan operation time (60 seconds) when operation is stopped during heating
- Main unit /remote display (acceptance protocol) communication 2ch
- Alarm generation and FAN ON/OFF possible according to AFS alarm setting
- Free Voltage (100~240V) can be used by applying SMPS
- Alarm can be generated and humidifier ON/OFF according to leak setting
- Compressor restart minimum protection time function
- Remote monitoring function via TCP/IP (option)
- Low pressure alarm function by compressor low pressure time and number of times during operation
- Outside air cooling (damper control) function (option)

## > HARDWARE

<b>STHAV-MB-[CODE]</b>	Cooling(Dehum) 3step, Heating SSR + Humidifier(Resistive, Evaporative, Electrode) Monitoring Comm. (MODBUS RTU) 2ch, Display Comm. (SEUNGIL protocol) 1ch
<b>STHAV-MA-[CODE]</b>	MB specification + Analog output 4ch
<b>STHAV-ST-[CODE]</b>	MB specification + Schedule
<b>STHAV-SB-[CODE]</b>	MB specification + Schedule + Analog output 4ch


## > PROGRAM

CODE	PROGRAM	NOTE
<b>STHAV - [ ] - K1</b>	Packaged air conditioner / Standard	Cooling (dehumidification) 3 steps, heating 5 steps, humidification (electric heating, vaporization, electrode type)
<b>STHAV - [ ] - K3</b>	Humidification 3 Step	HU1 humidification stage 1, HU2 humidification stage 3 stages, HU/SOL humidification stage 3 stages
<b>STHAV - [ ] - K4</b>	Sewon century standard	High humidity alarm ( 50~99% ), low humidity alarm ( 1~49% ), high temperature alarm ( 19.0~60.0℃ ), Low temperature alarm ( 0.0~18.0℃ )
<b>STHAV - [ ] - K6</b>	Cooling 4 step AO (Damper manual control)	SPARE output: COMP 4 (no SOL V/V output), SPARE input: COMP 4 OCR Manual control of analog output ( #1~#4 ) to 0~100%, dehumidification limit function
<b>STHAV - [ ] - K9</b>	Compressor 2 cycle	Cooling (dehumidification) 2 steps, heating 5 steps, humidification (electric heating, vaporization, electrode type)

# AHU PACKAGED Air conditioner STHAV-Series

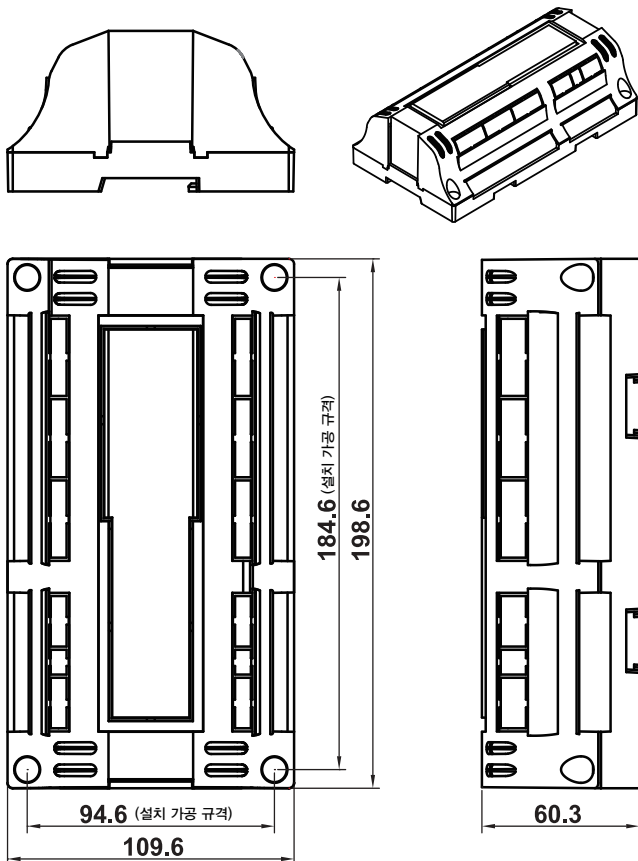
**SPECIFICATION**

**Controller**



[ STHAV-SB ]

**DRAWINGS**



**SPEC**

<b>POWER</b>	INPUT	100~240VAC 50/60Hz
<b>MICOM</b>	MCU	ATmega2560
<b>DIGITAL INPUT</b>	INPUT	16 points (24VDC) 1 point (Water level)
	OUTPUT	16 points / 1point (SSR)
<b>DIGITAL OUTPUT</b>	METHOD	Relay contact / PWM
	RATE	250V 3A / 24VDC
	TEMP. SENSOR	1ch (PT100Ω)
<b>ANALOG INPUT</b>	WATER LEVEL	1ch (0~3VDC)
	CT SENSOR	1ch
	<b>ANALOG OUTPUT</b>	PORT
LOAD(Resist)		500Ω at 4~20mA
<b>COMM.</b>	PORT	4ch
	ADDRESS	1 ~ 99
	BAUDRATE	9600, 19200bps
	PARITY BIT	None
	STOP BIT	1bit
	DISTANCE	1.2km
	PROTOCOL	MODBUS RTU (2ch), SEUNGIL (2ch)
<b>RTC</b>	SCHEDULE	Daily, weekly, Yearly
<b>ENV</b>	OPERATING T/H	-20~70°C, 5~95% (non-condensate)
	STORAGE TEMP	-30~80°C

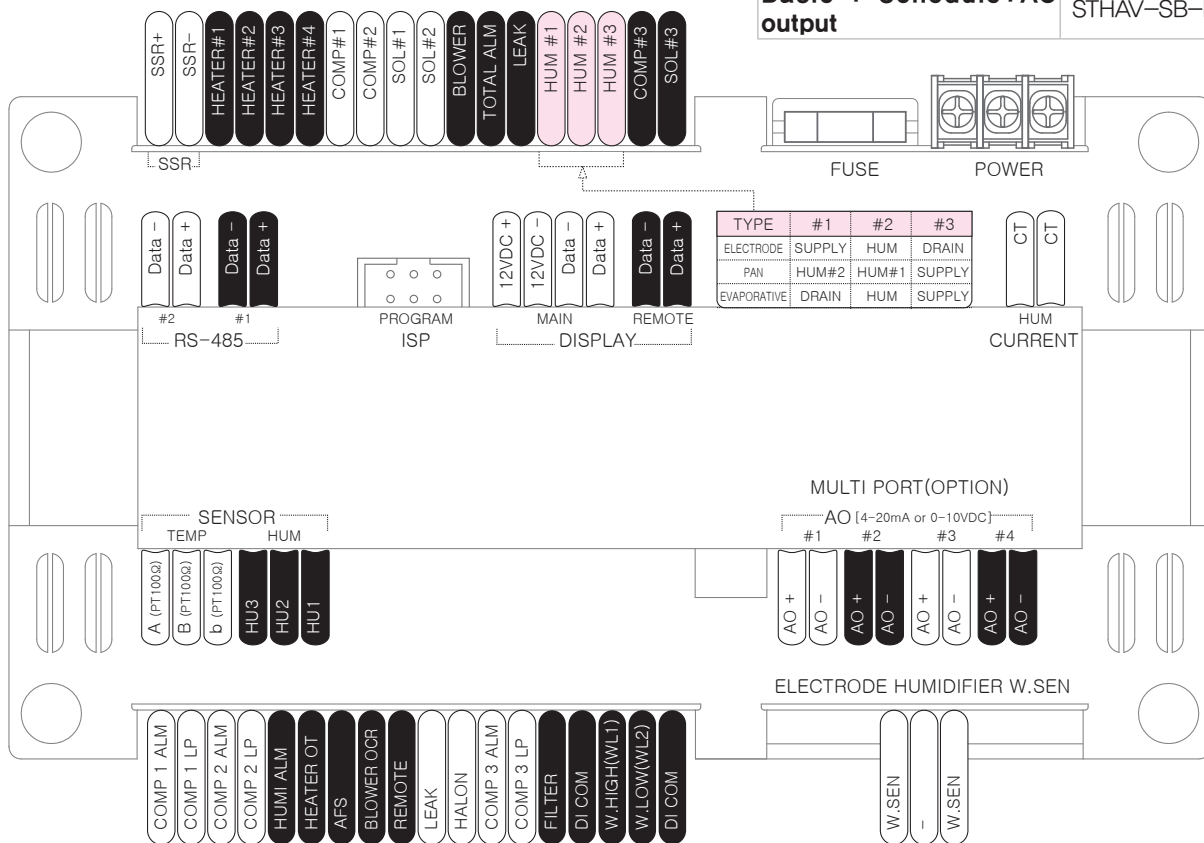
# AHU / PACKAGED Air conditioner STHAV-Series

## > Overview [ STANDARD K1 ]

The logic is configured to be applicable to various manufacturers' products, and there are 4ch RS-485 communication ports, so main body/remote display and 2ch external monitoring using MODBUS RTU protocol are provided as standard.

### Controller I/O & selection guide

<b>Basic</b>	STHAV-MB-K1
<b>Basic type + AO output</b>	STHAV-MA-K1
<b>Basic + schedule</b>	STHAV-ST-K1
<b>Basic + Schedule+AO output</b>	STHAV-SB-K1



## COMPONENT SELECTION

### DISPLAY



3"Mono horizontal  
AVDP-NH-K1



3.2"Color horizontal  
AVDP-SK-K1



3"Mono vertical  
AVDP-NV-K1



3.2"Color vertical  
AVDP-VK-K1



7"Color touch  
AVDP-V7-K1

### SENSOR



Room type  
YS-878B



Duct type  
SHX-DL-V3-PT-AP

### Humidifier current detection (CT)



1000:1 (Basic offer)  
KCT-TC13L



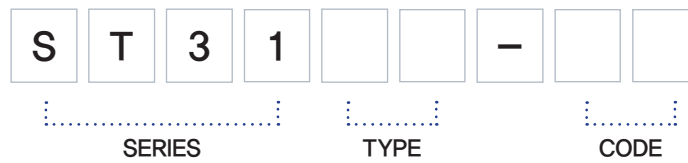
2000:1  
(45g/More option)  
KCT-TC14L

# AHU / PACKAGED Air conditioner ST31-Series

## > OVERVIEW

As a configurable controller using a high-performance microprocessor, it can control cooling, heating, humidification, and dehumidification, and it provides analog output (voltage, current) according to the site conditions, so it is possible to easily control inverters, heating and cooling valves and external The monitoring communication protocol is provided as a general-purpose protocol (MODBUS RTU) so that users can easily link to HMI or web server. In addition, it is equipped with various protection functions to extend the life of the compressor and protect it, so you can control it safely. When an alarm occurs, it is designed to remember the situation at the time of occurrence, so that the user can perform maintenance quickly and easily.

## > CLASSIFICATION (Set composition)



## > FEATURES

- COLOR DISPLAY** You can choose between 7-inch and 4.3-inch color displays to suit your preferences.
- 1:N MULTI OPERATION** By connecting up to 5 controllers, it is possible to save energy by sensing the temperature and humidity of each controller for optimal operation.
- ENERGY SAVING** Chamber type, general type, and energy saving type control can be selected and used according to the user's preference.
- MULTI DIGITAL INPUT PORTS** You can use it freely by selecting the necessary alarm and interlock signals according to the system.
- SCHEDULE OPERATION** It is equipped with daily, weekly, and yearly schedule operation, so you can conveniently use it at the desired temperature and humidity at the desired time.
- ROTATION FUNCTION** Compressor rotation function is installed so that the compressor can be used equally.
- EASY MAINTENANCE** It is easy to maintain as it can memorize the status screen where you can check the overall input/output status and operation history, and 30 trip details (including surrounding information).

## > HARDWARE

<b>ST31ST-[CODE]</b>	Cooling(dehumidification) 3 steps, heating 5 steps, humidification(fan type, vaporization type, electrode type, 3 steps) External monitoring communication(MODBUS) 1port, remote/body display communication(Seungil) 1port each, interlocking operation communication 1port + schedule
<b>ST31SB-[CODE]</b>	ST specification + analog output 4ch


## > SPECIFICATION (PROGRAM) CONFIGURATION

SPEC	CONTENTS	NOTE
<b>ST31 - T1</b>	ACU / standard	Cooling (dehumidification) 3 steps, heating 5 steps, humidification (electric heating, vaporization, electrode type)
<b>ST31 - T9</b>	Compressor 2 cycle	Air conditioning (dehumidification) 2 steps, individual compressor alarm (high pressure, low pressure, over current, outdoor fan over current) 5 stages of heating, humidification (electric heat type, vaporization type, electrode type)
<b>ST31 - N4</b>	ACU + T/H COMM. sensor	T1 specification + outdoor unit error added (DI) + HTCB communication function added. (Up to 5 units can be connected), AO (set temperature record output) added.
<b>ST31 - N6</b>	ACU + T/H COMM. sensor + cooling 4step	4 steps of cooling (dehumidification), 5 steps of heating, humidification (electric heating, vaporization, electrode type), HTCB communication function added. (Up to 5 units can be connected)

# AHU / PACKAGED Air conditioner ST31-Series

**SPECIFICATION**

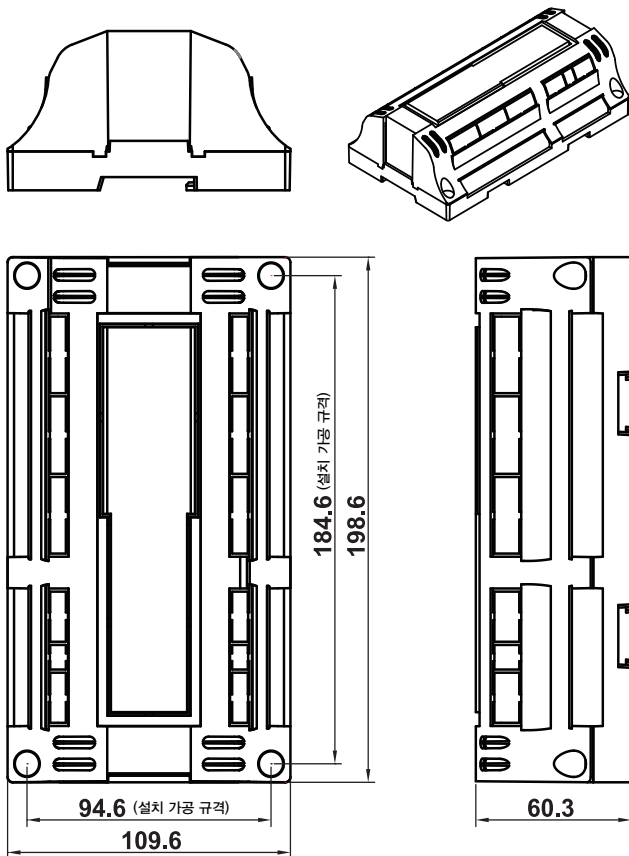
Controller



[ ST31SB ]

ST31 BASIC + ANALOG OUTPUT 4ch

**DRAWINGS**



**SPEC**

<b>POWER</b>	INPUT	100~240VAC 50/60Hz
<b>MICOM</b>	MCU	ATmega2560
<b>DIGITAL INPUT</b>	INPUT	16 points(24VDC) 1point (water level)
<b>DIGITAL OUTPUT</b>	OUTPUT METHOD RATE	16 points / 1point(SSR) Relay contact / PWM 250V 3A / 24VDC
<b>ANALOG INPUT</b>	TEMP. SENSOR WATER LEVEL CT SENSOR	1ch (PT100Ω) 1ch (0~3VDC) 1ch
<b>ANALOG OUTPUT</b>	PORT LOAD(Resist) PORT	4ch (4~20mA or 0~10VDC) 500Ω at 4~20mA 4ch
<b>COMM.</b>	ADDRESS BAUDRATE PARITY BIT STOP BIT DISTANCE PROTOCOL	1 ~ 99 9600, 19200, 38400bps None 1bit 1.2km (Can be shortened) MODBUS RTU (1ch), SEUNGIL (2ch), Link operation (1ch)
<b>RTC</b>	SCHEDULE	Daily, weekly, yearly
<b>ENV</b>	OPERATING T/H STORAGE TEMP	-20~60°C, 5~95% (non-condensate) -30~80°C



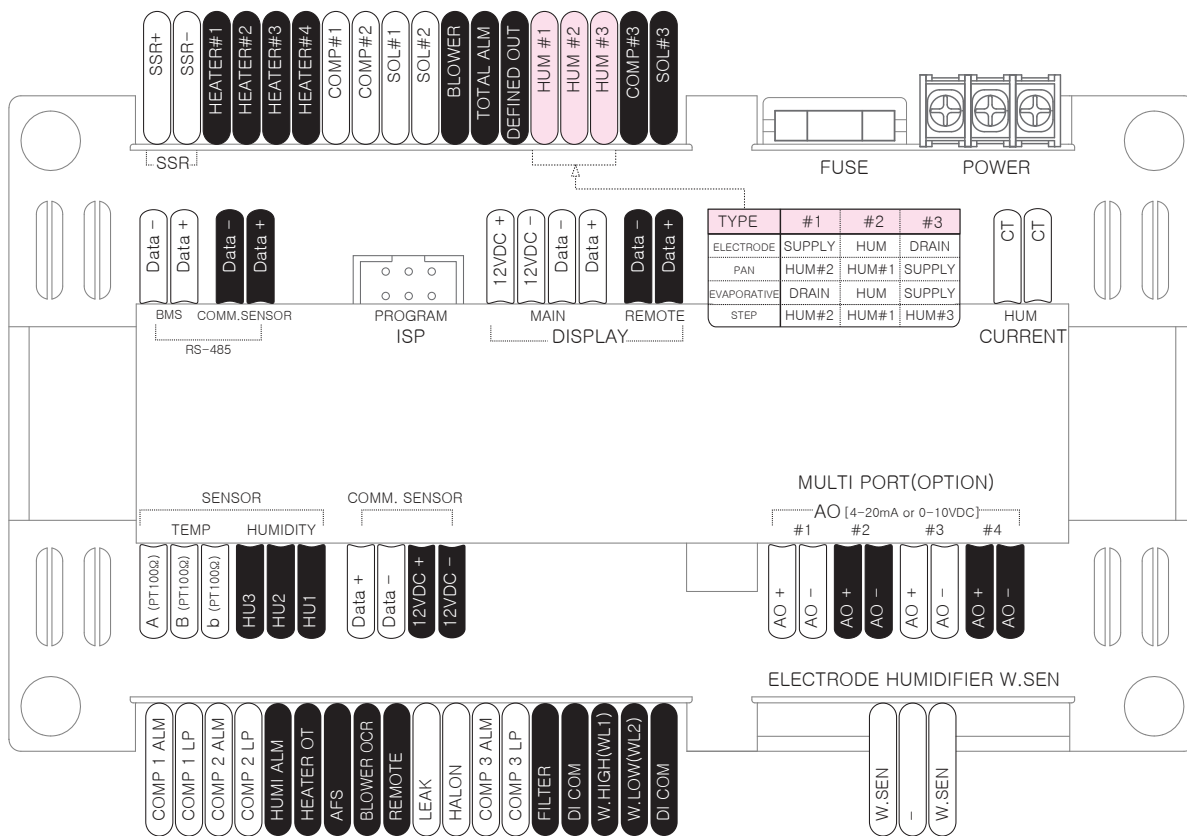
# AHU / PACKAGED Air conditioner ST31-Series

## Overview [ Compressor 3Cycle, Temperature Humidity Communication Sensor N4 ]

It is a compressor 3Cycle compatible model and can be used by connecting up to 5 temperature/humidity communication sensors.

### Controller I/O and Selection Guide

<b>Basic</b>	ST13ST-N4
<b>Basic+AO Output</b>	ST13SB-N4



### COMPONENTS SELECTION

#### DISPLAY



**4.3"Color touch**  
AVDP-MK-N4



**7"Color touch**  
AVDP-LK-N4

#### SENSOR



**Room type**  
YS-878B



**Duct type**  
SHX-DL-V3-PT-AP



**Room type (COMM.)**  
RHX-RB-MM



**Duct (COMM.)**  
RHX-DL-MM-AP

#### Humidifier current detection (CT)



**1000:1 (Basic offer)**  
KCT-TC13L



**2000:1 (45g/More option)**  
KCT-TC14L

# SCREW CHILLER / CONDENSING UNIT UC7-Series

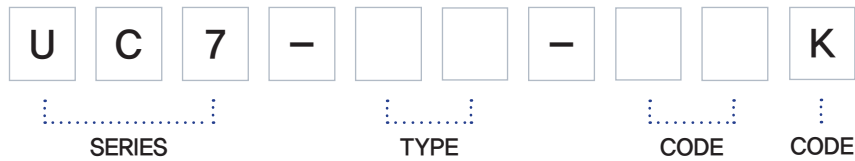
## > OVERVIEW

UC7-series is a high-performance controller using a 7-inch color display and 32-bit MCU. A 7-inch display is applied for the convenience of users and installers, and it helps in maintenance by checking the condition of the equipment and reporting problems.



[ BLACK BOX SCREEN ]

## > CLASSIFICATION



## > FEATURES

Control specialized for various compressors

Schedule function (up to 20), day-of-week repeat function

Communication (MODBUS) check function notifies abnormal situations when communication is connected.

With the internal system check function, you can easily check the operation status for one week.

Up to 50 alarm history can be saved

Simultaneous storage of peripheral input/output status when an alarm occurs.

Conversational message display helps in resolving problems in case of problems.

Black box function

## > PROGRAM

UC7-CL-10K	Screw Stepless Chiller
UC7-CS-11K	Screw Step Chiller
UC7-RC-12K	Screw Step Condensing Unit
UC7-RC-13K	Screw Stepless Condensing Unit

# SCREW CHILLER / CONDENSING UNIT UC7-Series

**SPECIFICATION**

Controller

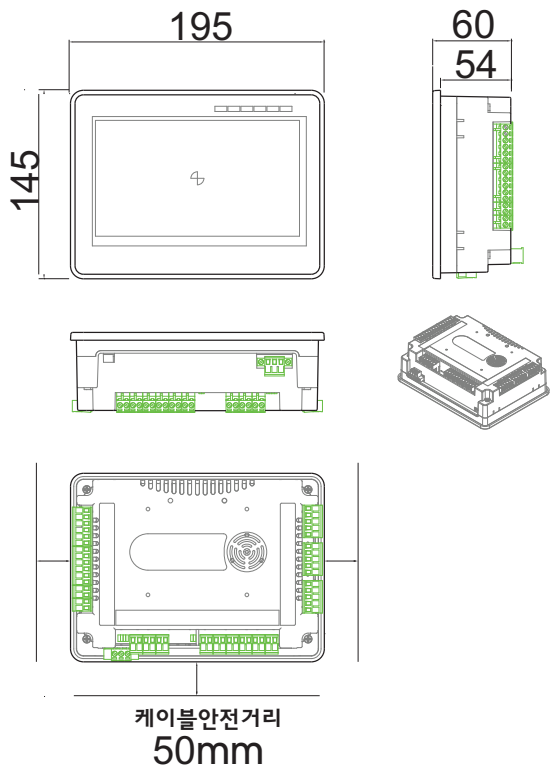


[ UC7 ]

Cutout Dimension (mm) **187 × 137**



**DRAWINGS**



**SPEC**

<b>POWER</b>	INPUT	24VAC (Min: 1A)	
<b>MICOM</b>	MCU	32bit RISC, 32bit EISC	
<b>DISPLAY</b>	LCD	7inch, 800x3 (RGB)x480, TFT	
	TOUCH PANEL	4 wire resistive	
<b>DIGITAL INPUT</b>	INPUT	10 points	
	SIGNAL POWER	DC24V (self-powered 2 points)	
<b>DIGITAL OUTPUT</b>	OUTPUT	12 points	
	METHOD	Relay contact	
	RATE	250V 3A / 24VDC	
<b>ANALOG INPUT</b>	TEMP. SENSOR	4ch (Thermistor)	
	INPUT SENSOR	2ch (4-20mA)	
<b>ANALOG OUTPUT</b>	PORT	3ch (4-20mA)	
	LOAD(Resist)	500Ω	
<b>COMM.</b>	PORT	1ch Device-to-device comm, 1ch Monitoring	
	COMM. ADDRESS	1 ~ 254	
	SPEED	9600, 19200, 384000, 115200bps	
	PARITY BIT	None	
	STOP BIT	1bit	
	DISTANCE	1.2km (Can be shortened)	
	PROTOCOL	MODBUS RTU (1ch), SEUNGIL (1ch)	
	<b>ENV</b>	OPERATING T/H	-10~50°C, 5~95% (Non-condensate)
		STORAGE TEMP.	-20~60°C

# CHILLER UC3-Series

## > OVERVIEW

It detects the control temperature (NTC 10K) and efficiently controls the compressor and heater. Depending on the option, high pressure, low pressure, discharge temperature control, reservation operation, and condenser fan control are possible.



[ UC3 - B - G1 ]  
1 Cycle

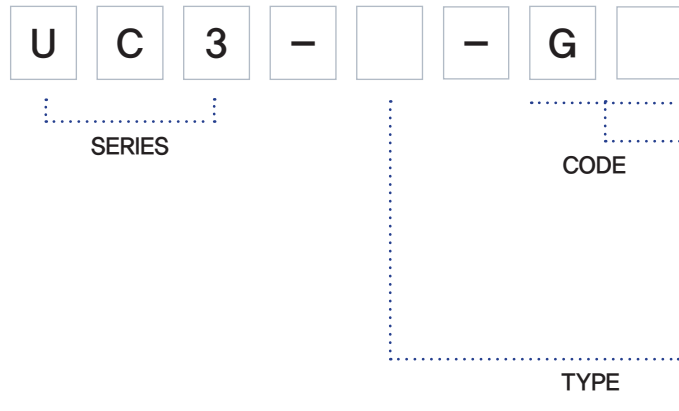


[ UC3 - B - G2 ]  
2 Cycle



[ UC3 - B - G5 ]  
1 Cycle High and low pressure input

## > CLASSIFICATION



- G1: SINGLE UNIT CHILLER 1Cycle
- G2: SINGLE UNIT CHILLER 2Cycle
- G3: SINGLE UNIT CHILLER COLD STORAGE
- G5: SINGLE UNIT CHILLER 1Cycle (Pressure Input)
- B: BASIC STANDARD PRODUCT
- F: ADVANCED STANDARD PRODUCT

## > FEATURES

- Intuitive color display
- Compressor 1-stage/2-stage, heating 2-stage control
- Individual input for water flow, remote operation, low water level, reverse phase detection
- Liquid injection output possible
- Up to 50 alarm history can be saved

## > COMPONENTS



[ CONTROL SENSOR ]  
STW-PA-TK-2M



[ POWER TRANS (24VAC 20VA) ]  
TR220-24 / 20



[ CONTROL WELL TYPE SENSOR ]  
STW-PN-TK-2M

# CHILLER UC3-Series

**SPECIFICATION**

**Controller**



[ UC3-F ]

Basic type + communication + analog output 2ch

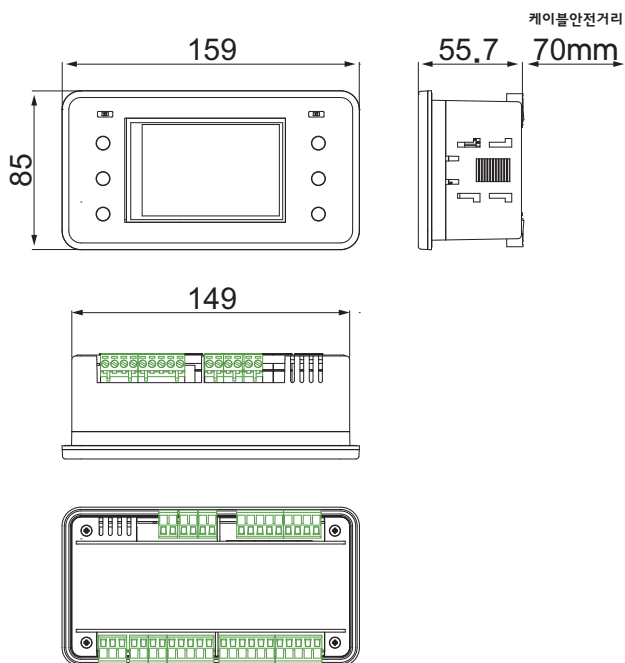
Cutout Dimension (mm)

**150×76**

COLOR

3.5 inch

**DRAWINGS**



**SPEC**

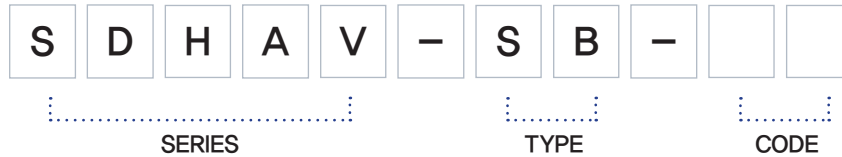
<b>POWER</b>	INPUT	24VDC 20VA / 24VDC(Min: 1A)
<b>MICOM</b>	MCU	32bit RISC, Arm9
<b>DISPLAY</b>	LCD	3.5inch, 480x320
<b>DIGITAL INPUT</b>	INPUT	10 points
	SIGNAL POWER	DC24V (self-powered 1 points)
<b>DIGITAL OUTPUT</b>	OUTPUT	8 points
	METHOD	Relay contact
	RATE	250V 3A / 24VDC
<b>ANALOG INPUT</b>	TEMP. SENSOR	2ch (Thermistor)
	PRESSURE SENSOR	2ch (4~20mA)
<b>ANALOG OUTPUT</b>	PORT	2ch (4~20mA )
	LOAD(Resist)	500Ω
<b>COMM.</b>	PORT	1ch Monitoring
	COMM. ADDRESS	1 ~ 99
	SPEED	9600, 19200, 38400bps
	PARITY BIT	None
	STOP BIT	1bit
	DISTANCE	1.2km (can be shortened)
	PROTOCOL	MODBUS RTU
<b>ENV</b>	OPERATING T/H	-10~50°C, 5~95% (non-condensate)
	STORAGE T	-20~60°C

# DEHUMIDIFIER **SDHAV-Series**

## > OVERVIEW

Rust prevention of pharmaceutical and chemical industry manufacturing lines, power plants, ships, and precision electronic parts, and prevention of dew condensation in food and cold storage (HACCP response support), It can be applied to dehumidifier products used for rust prevention of aerospace defense equipment, anti-condensation prevention, air conditioning in clean rooms, environmental test rooms, museums, etc., low-humidity drying of plastic molding, and quality maintenance in lithium battery manufacturing.

## > CLASSIFICATION



## > FEATURES

- 3 compressors can be selected as after/pre-cooler.
- Dehumidification method can be selected from dry, wet, and combined methods.
- External monitoring (MODBUS RTU protocol) communication 2ch
- Main unit/remote display (acceptance protocol) communication 2ch
- Free Voltage (100~240V) can be used by applying SMPS
- Compressor restart minimum protection time function
- Low pressure alarm function by compressor low pressure time and number of times during operation
- Analog output (current temperature / current humidity / cooling / heating / humidification / dehumidification / cooling dehumidification / regeneration, etc.) can be individually set
- Addition of minimum fan operation time (60 seconds) when operation is stopped during heating
- Alarm generation and FAN ON/OFF possible according to AFS alarm setting
- Alarm can be generated and humidifier ON/OFF according to leak setting
- Remote monitoring function via TCP/IP (option)
- Outside air cooling (damper control) function (option)


## > SPECIFICATION

CONTROLLER	DISPLAY	T/H SENSOR
 SDHAV-SB	 3" MONO HORIZONTAL AVDP-NH	 YS-878
	<div style="text-align: center;">  4.3" COLOR TOUCH AVDP-MK                     </div> <div style="text-align: center;">  7" COLOR TOUCH AVDP-V7                     </div>	 SHX-DL-V3-PT

# DEHUMIDIFIER SDHAV-Series

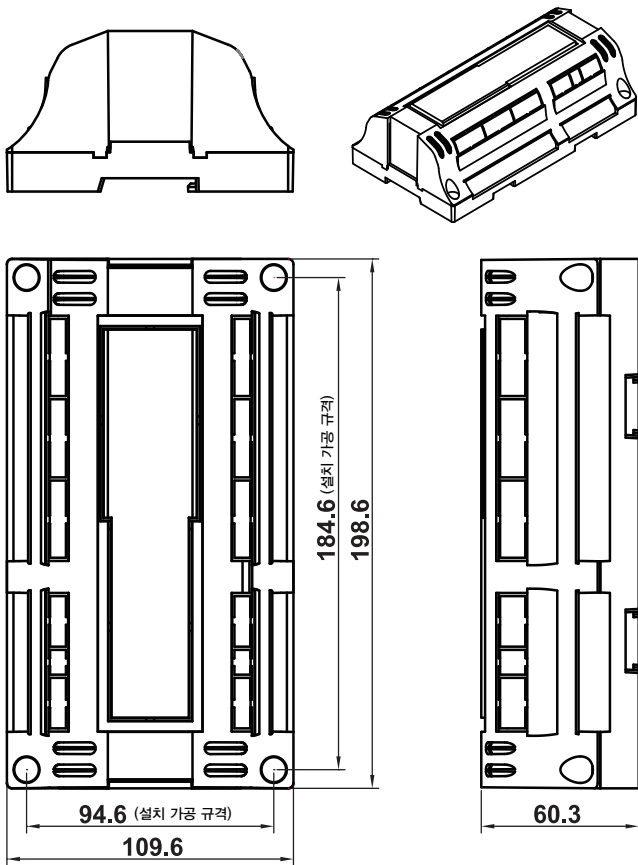
## SPECIFICATION

### Controller



[ SDHAV-SB ]

### DRAWINGS



### Display



3" MONO HORIZONTAL  
AVDP-NH



3" MONO VERTICAL  
AVDP-NV



4.3" COLOR TOUCH  
AVDP-MK



7" COLOR TOUCH  
AVDP-V7

### SPEC

<b>POWER</b>	INPUT	100-240VAC 50/60Hz
<b>MICOM</b>	MCU	ATmega2560
<b>DIGITAL INPUT</b>	INPUT	16 points (24VDC), 1 point (220VAC)
<b>DIGITAL OUTPUT</b>	OUTPUT	16 points / 1 point (SSR)
	METHOD	Relay contact / PWM
	RATE	250V 3A / 24VDC
<b>ANALOG INPUT</b>	TEMP. SENSOR	4ch (PT100Ω) 2ch (0-3VDC)
	HUMID SENSOR	1ch (PRESSURE or TEMP)
	CT SENSOR	1ch
<b>ANALOG OUTPUT</b>	PORT	4ch (4-20mA or 0-10VDC)
	LOAD(Resist)	500Ω at 4-20mA
<b>COMM.</b>	PORT	4ch
	COMM. ADDRESS	1 ~ 99
	SPEED	9600, 19200bps
	PARITY BIT	None
	STOP BIT	1bit
	DISTANCE	1.2km
	PROTOCOL	MODBUS RTU (2ch), SEUNGIL (2ch)
<b>RTC</b>	SCHEDULE	Daily, weekly, yearly
<b>ENV</b>	OPERATING T/H	-20~70°C, 5~95% (non-condensate)
	STORAGE TEMP.	-30~80°C

# EEV CONTROLLER *XV-Series*

## > OVERVIEW

The XV controller is equipped with 12-bit precision temperature / pressure sensing capability, and can control the superheat value optimally to prevent liquid compression of the compressor and achieve optimal refrigeration efficiency. It has a quick setting function that makes it easy to set complicated valve settings with one touch and use it immediately, making it easier for users to install and use

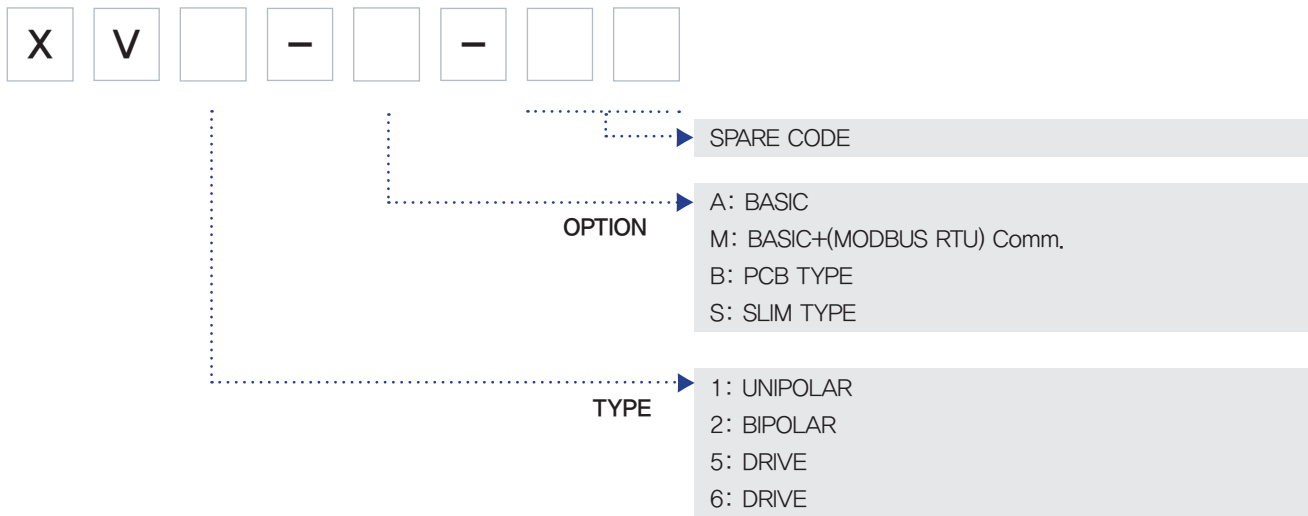


[ XV1 UNIPOLAR ]



[ XV2-S BIPOLAR ]

## > CLASSIFICATION



## > FEATURES

- Superheat control, hot gas bypass, drive function
- PID precision control algorithm
- Color display tool optimized for commissioning and initial setting (optional)
- Various alarm check functions for refrigeration cycle protection
- Applicable to various refrigerant
- Applicable to various EEV (bipolar, unipolar)



# EEV CONTROLLER XV-Series

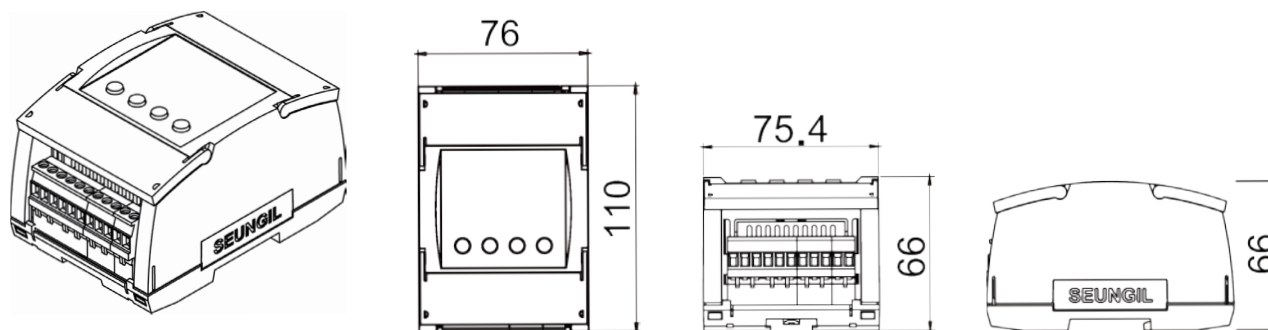
> OVERVIEW

<b>POWER INPUT</b>	Main power : 24VAC/DC dual Sub power : 12 VDC (OPTION, standby power)
<b>INPUT</b>	DI : RUN/STOP, Defrost input AI : Temperature sensor (Thermistor), Pressure sensor/Remote signal (4~20mA)
<b>OUTPUT</b>	DO : Alarm output (Relay C contact, 250VA 3A)
<b>MOTOR</b>	EEV Control output (Unipolar/Bipolar)
<b>COMM.</b>	RS-485 1Ch, (MODBUS RTU) (OPTION)
<b>OPERATION</b>	-10°C ~ 50°C (0~95%, non-condensate)
<b>STORAGE</b>	-20°C ~ 60°C (0~95%, non-condensate)
<b>REFRIGERANT</b>	R22, R134A, R404A, R407C, R410A, R507, R452A, R452B, R502 (to be updated)

> APPLICABLE EEV(to be added continuously)

<b>TYPE</b>	XV (UNIPOLAR)	XV (BIPOLAR)	
<b>MANUFACTURER</b>	Sanhua	Danfoss	Sporlan
<b>MODEL</b>	DPF(O) DPF(S03) VPF	ETS 12.5-25	SER-B,-C,-D CDS-2,4,7 CDS-9,16,17 SDR-1X

> DRAWINGS



> EEV




MODEL	CALIBER	R410 (KW)	R410 USRT	R22 (KW)	R22 USRT
DPF(TS1)2.2C-01	2.2	11.43	5.28	8.1	2.18
DPF(TS1)2.4C-17	2.4	18.57	8.8	13	3.49
DPF(TS1)3.0C-03	3.0	26.43	10.56	18.7	5.03
DPF(TS1)3.2C-01	3.2	42.5	17.6	36.3	9.76
DPF(TS2)4.0C-02	4.0	59	21.2	50.4	13.55
DPF(S03)4.5C-01	4.5	79.3	28.1	67.8	18.23
DPF(S03)5.5C-01	5.5	91.5	35.5	78.2	21.02
DPF(S03)6.5C-02	6.5	111.8	47.6	96	25.81
VPF50	-	343	52.8	287	77.15
VPF100	-	485	70.3	406	109.14
VPF150	-	872	105.5	730	196.24
VPF250	-	1354	351.7	1133	304.57

※ Refrigerant R22 standard

## EEV CONTROLLER XV-Series


### > XV5-B OVERVIEW

XV5-B supports valves with rated voltage of 12VDC and can control various valves such as sanhua, danfoss, and sporlan with simple settings. You can respond faster by using a 32-bit microcomputer, and you can precisely control the sensing of the analog input (4-20mA, 0-10V) up to 4096 steps using a 12-bit ADC.

XV5-B	FEATURES	
	POWER SUPPLY	24V AC/DC( $\pm 10\%$ ) 50~60Hz After using shielding transformer, start at least 20VA
	ANALOG INPUT	4-20mA Load resistance: 327 $\Omega$ 0-10V Load resistance: 30K $\Omega$ Maximum cable length: 6 meter (AWG20/22)

### > XV6-B OVERVIEW

XV6-B can be used up to rated voltage of 12~24VDC, so various valves can be used. The sensing of analog input (4~20mA, 0~10V) can be precisely controlled up to 4096 steps using 12bit ADC. It also supports micro stepping control for faster and smoother valve control. XV6 is a driver suitable for controlling bipolar EEV, which is an electronic expansion valve.

XV6-B	FEATURES	
	POWER SUPPLY	24V AC/DC( $\pm 10\%$ ) 50~60Hz Separately attach a 1A fuse outside the power line. When using a transformer, start at least 20VA after using a shield transformer
	ANALOG INPUT	4-20mA Load resistance: 327 $\Omega$ 0-10V Load resistance: 30K $\Omega$ Maximum cable length: 6meter (AWG20/22)

# EEV CONTROLLER **XV5-M**

## > XV5-M OVERVIEW

XV5-M supports valves with a rated voltage of 12VDC, and can control various valves such as Sanhua, Danfoss, and sporian with simple settings. Faster response is possible using a 32-bit microcomputer, and sensing of analog input (4~20mA, 0~10V) can be precisely controlled up to 4096 steps using a 12bit ADC.

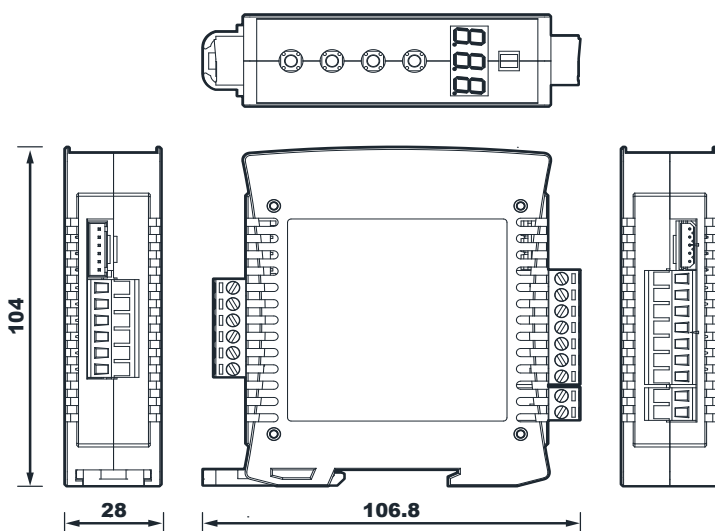


[ **XV5-M** ]  
Slim type Driver

## > FEATURES

- COMM. control function(isolation comm.)
- Easy setup with quick setup function
- Various valve settings (unipolar valves only)
- Easy use of space by adopting a slim case
- Opening rate and input current status display function
- Equipped with manual opening degree change function

### DRAWINGS



### SPEC

<b>POWER</b>	VOLTAGE	24VDC
	<b>ANALOG INPUT</b>	4~20mA 0~10V
<b>DIGITAL INPUT</b>	Own power (Com)	1Port
<b>DIGITAL OUTPUT</b>	Relay No power contact	-
<b>COMM.</b>	Comm. standards	RS-485, 8bit, none parity, 1 stop bit
	Comm.speeds	9600, 19200, 38400, 115200bps
	Protocol	MODBUS RTU
	Comm.distance	Max 1.2km
<b>ENVIRON MENT</b>	Ambient temp.	-10~50°C
	Ambient humidity	5~95% (No condensation)
	Storage temp.	-20~65°C
	Ambient air pressure	70~106kPa

# EEV CONTROLLER *XV-Series*

## > ACCESSORY



### SETTING DISPLAY

MODEL

AVDP-LK-XV

7Inch DISPLAY

SAVE / LOAD for setting value of XV Series

Provides detail information with Graph (Open rate, Superheat, temperature & pressure of evaporator, saturated vapor temperature)



### TEMPERATURE SENSOR

MODEL

STX-PA-T5-2M

SPEC

SENSOR TYPE

NTC5KΩ

RANGE

-40~120°C

ACCURACY

±1%

CABLE

2m



### PRESSURE TRANSMITTER

MODEL

EKS202

T2000

SPEC

INPUT RANGE

-1 ~15bar

-1 ~50bar

USAGE TEMP.

-40~100°C

-20~80°C

PRESSURE CONNECTION

7/16" -20UNF Female

7/16" -20UNF Female

POWER SUPPLY

8~32VDC

10~30VDC

SIGNAL OUTPUT

4~20mA

4~20mA

ELECTRICITY CONNECTION

MPM plug

WIRE connection

ACCURACY

0.25% FS

1% FS



### POWER TRANS

MODEL

TR220-24/10

SPEC

POWER INPUT

220VAC

POWER OUTPUT

24VAC

CAPACITY

10 VA

# DIGITAL PRESSURE SWITCH SPC-Series

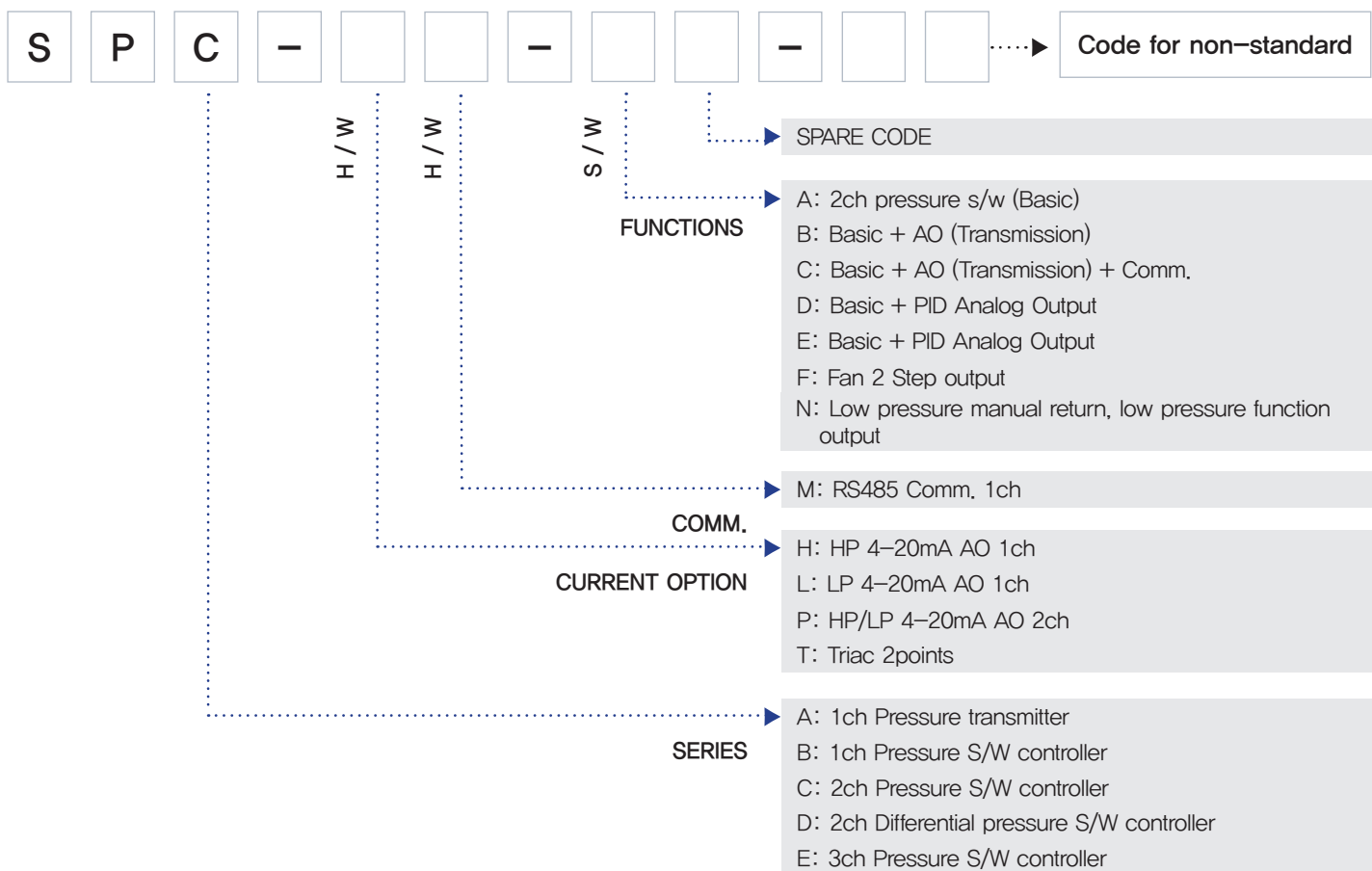
## > OVERVIEW

It is a product that adds various convenient functions by digitizing the existing mechanical pressure gauge switches and gauges applied to various refrigeration and air conditioning equipment. It supports band control by pressure (high pressure, low pressure) and PID control function so that it can be controlled by the variable capacity compressor and the inverter driver of the outdoor fan. (PID control type) It is a new concept structure that can be installed with the pressure pipe connected from the front of the equipment.



Cutout Dimension (mm)  
**89.4 x 73.4**

## > CLASSIFICATION



## > FEATURES

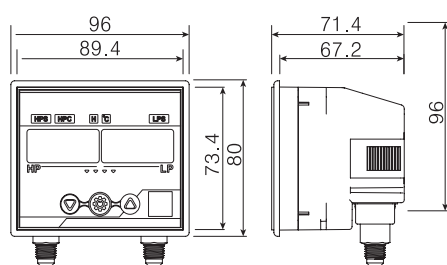
- Easy installation & Durable case structure
- HP/LP protection, FAN control output integrated digital pressure switch
- Various pressure unit is applicable (MPa, psi, kgf/cm<sup>2</sup>, bar)
- Delay time setting, Auto/Manual restoration
- Auto conversion function of saturation temperature by refrigerant pressure table
- RS-485 (MODBUS RTU) Communication (Option)
- Analog output 4~20mA (Option)
- PID control function for precise of outdoor fan, Cooling watervalue, compressor (Option)

# DIGITAL PRESSURE SWITCH SPC-Series

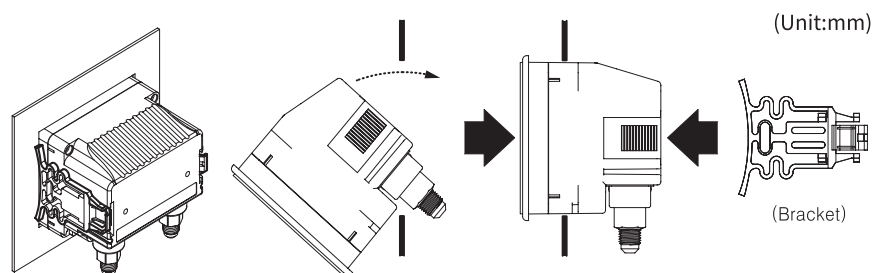
## > OVERVIEW

<b>MODEL [SERIES]</b>		PRESSURE SWITCH CONTROLLER [SPC]
<b>POWER SUPPLY [RANGE]</b>		100–240VAC 50/60Hz [± 10%]
<b>CONSUMPTION</b>		200mA
<b>DISPLAY</b>		3 Digit FND x 2ea, LED x 10ea
<b>INPUT</b>	<b>RANGE</b>	Pressure 2ch (refrigerant), -1.0 ~ 5.0[Mpa], Accuracy: 0.5%
	<b>CONNECTION</b>	7/16 UNF Male
	<b>REFRIGERANT</b>	(22, 134, 404, 407, 410, 507)
<b>CONTROL OUTPUT</b>		Relay 250VAC 1A ( $\begin{matrix} L1 \\   \\ J3 \\   \\ J2 \end{matrix} \times 2ea$ $\begin{matrix} I1 \\   \\ J2 \end{matrix} \times 1ea$ )
<b>OPTION</b>	<b>ANALOG OUTPUT</b>	4–20mA x 2ch, Load resistance ( lower than 500Ω )
	<b>COMM.</b>	RS485 x 1ch, (MODBUS RTU)
<b>FAN MULTI CONTROL</b>		TRIAC contactless output, 2 points
<b>CONTROL METHOD</b>		ON/OFF Control(Standard) / BAND, P,PI,PD,PID Control(OPTION)
<b>CIRCUMSTANCE</b>		-10 ~ 50°C, 20 ~ 90%RH, (No-condensation)
<b>STORAGE</b>		-20 ~ 70°C, 5 ~ 95%RH, (No-condensation)
<b>PROTECTION</b>		IP33(Standard), IP55(OPTION)

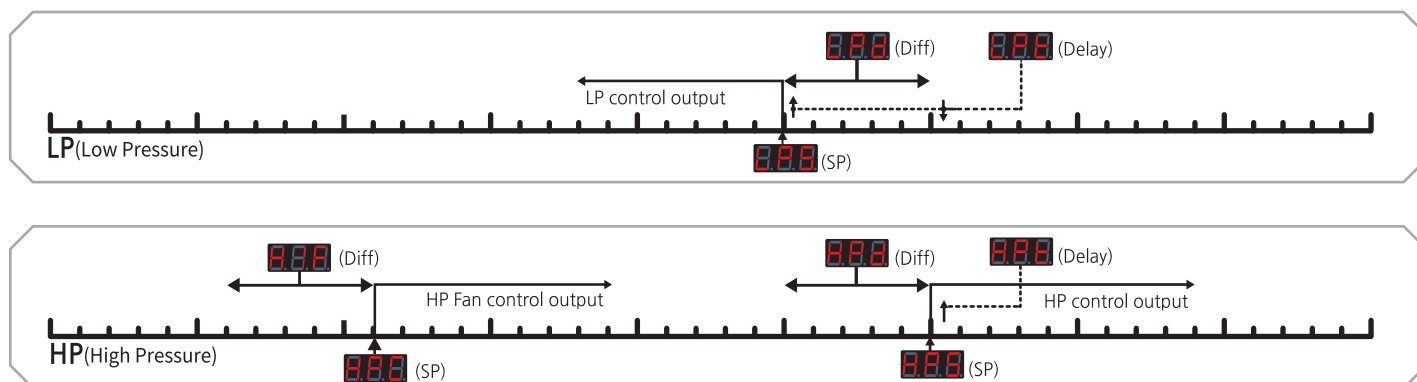
## DRAWINGS



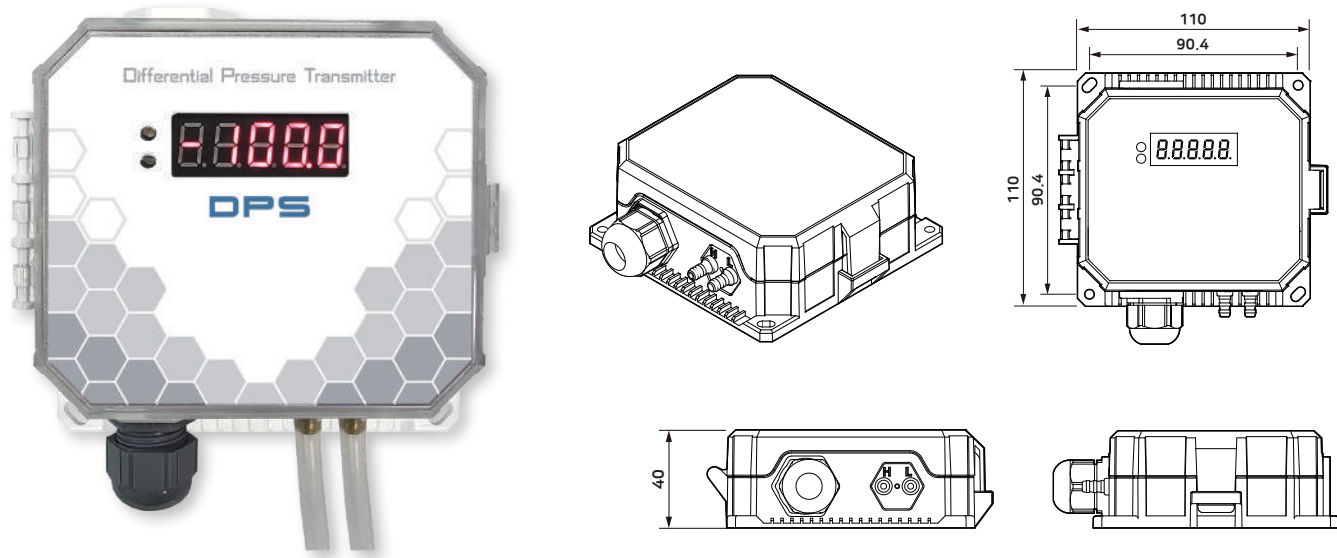
## INSTALLATION



## > INPUT OUTPUT & CONTROL OUTPUT



# DIFFERENTIAL PRESSURE TRANSMITTER DPS-Series



## › FEATURES

- Applied to general atmospheric pneumatic and non-corrosive gas pressure measurement.
- The measuring range is -1500 Pa to 1500 Pa, and there is almost no measurement error or deformation due to the dynamic pressure method of both nozzles (non-valve method).
- There is almost no measurement error (< 1% of reading per 10°C ) due to temperature change due to the built-in temperature sensor inside the sensor.
- It features stable average measurement value and accuracy and long-term stability by fast measurement speed (< 0.03 Pa/year), and there is no zero point drift.
- The display differential pressure indication is in Pa (Pascal).

## › SPEC

	DPS-A	DPS-M	DPS-PM	DPS-P
POWER SPEC (VAC)	220VAC[±20%] 100mA or less(standby)	12~24(VAC/VDC)[±20%] / 80mA(stand by)		
PRESSURE RANGE (Pa)	-1500.0 ~ 1500.0 Pa / 152.95 mmAq(Shows segment selection)			
ALLOWABLE (Overpressure)	1 Bar (P-max)			
RATED BURST INPUT	3 Bar (P-burst)			
DISPLAY	5digit 7 Segment Display			
INPUT SWITCH	Tact Switch 3ea ( DOWN, SET, UP )			
BUILT-IN DIFF. PRESSURE SENSOR	Sensirion Digital Diff. pressure sensor (Measurement range : -40°C ~ 85°C)			
OUTPUT PORT	D/O relay output 1 Port (NO/O-COM/NC) Differential Pressure Setting Interlocked output(220VAC/5A)	-		A/O analog current output 1 Port (4~20mA) Differential Pressure Max/Min setting conversion output
MONITORING COMM. PORT	-	Monitoring MODBUS RS-485 Comm. 1 Port (Isolation/ D+, D-, GND) Case comm. status LED Comm.method MODBUS RS-485 RTU Comm. address 1~ 254 (Initial 1) Select among 4 kinds of comm. speeds 9,600, 19,200, 38,400, 115,200 bps Initial 38,400bps)		-

## Particulate Matter Transmitter SDF-01



### > FEATURES

PM1.0, 2.5, 10 measurement indication

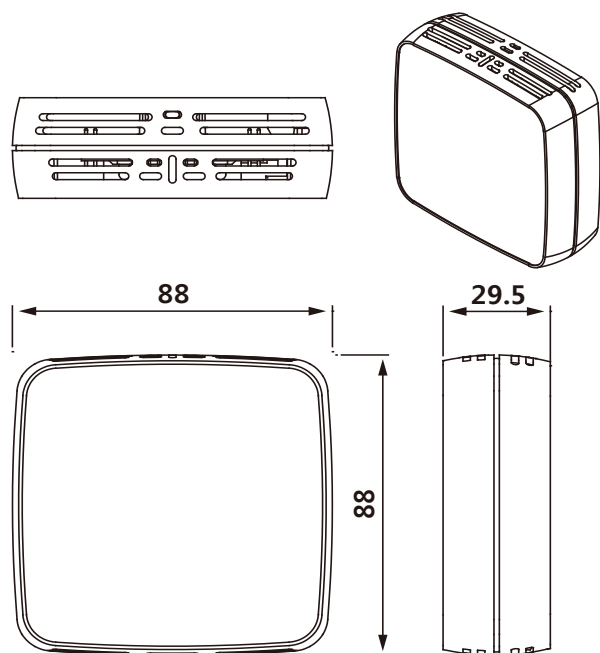
Application of isolated communication IC

Laser optical measurement method

Highly reliable sensor

Easy wall installation structure

### DRAWINGS



### SPEC

MEASUREMENT PARTICLE SIZE	PM0.5 ~ PM10
MEASUREMENT UNIT SIZE	PM1.0, PM2.5, PM10
MEASUREMENT RANGE	0 ~ 999 $\mu\text{g}/\text{m}^3$
OPERATING TEMP. RANGE	$\pm 10 \mu\text{g}/\text{m}^3$ (@ 0 to 100 $\mu\text{g}/\text{m}^3$ ) $\pm 10 \%$ (@ 100 to 1000 $\mu\text{g}/\text{m}^3$ )
OPERATING TEMP. RANGE	0~50 ° C
LIFESPAN AND STABILITY	8 Years
INPUT POWER	24Vdc
COMM. PROTOCOL	RS485 Modbus RTU
COMM. SPEED	9600, 19200, 38400
COMM. ADDRESS	1~15



# TEMPERATURE/HUMIDITY SENSOR (MODBUS RTU)

## > OVERVIEW

It is a low-power temperature and humidity transmitter that detects temperature and humidity and transmits data through RS-485 communication (MODBUS RTU).



[ DUCT C ]  
NEW ) RHX-DT



[ DUST C ]  
NEW ) RHX-DU



[ DUCT A ]



[ DUST A ]



[ ROOM B ]

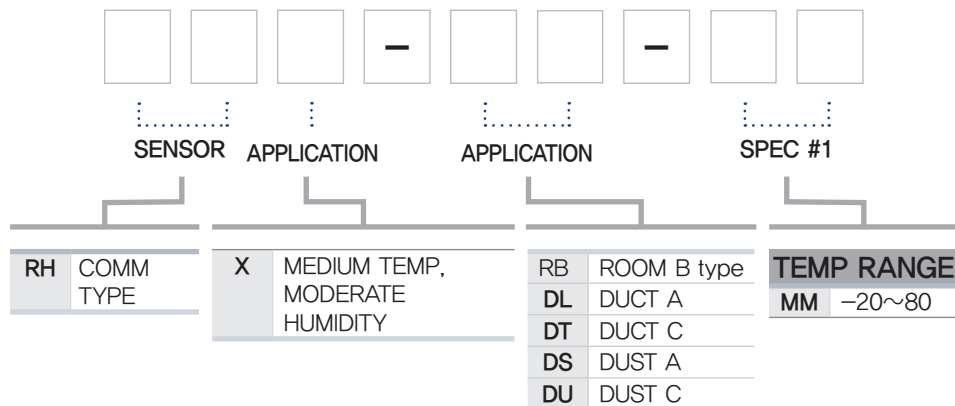
## > TEMPERATURE SENSOR SPEC

	CONDITION	DIFF.	UNIT VALUE
ACCURATE RANGE	Typical (0°C to 90°C)	± 0.2	°C
REPEAT RANGE	–	0.04	°C
RESULT	Typical	0.01	°C
DESIGNATED RANGE	–	–40 to 125	°C
MAX RANGE	Max	< 0.03	°C/year

## > HUMIDITY SENSOR SPEC

	CONDITION	DIFF.	UNIT VALUE
ACCURATE RANGE	Typical	± 2	%RH
REPEAT RANGE	–	0.15	%RH
STATUS HISTORY	at 25°C	± 0.08	%RH
RESULT	Typical	0.01	%RH
DESIGNATED RANGE	extended	0 to 100	%RH
MAX RANGE	Typical	< 0.25	%RH/year

## > CLASSIFICATION



\* All communication sensor cables include standard 3M cables. Upon additional request, it will be shipped with a 15M cable. (option)

# CLEAN ROOM SENSOR MTW-Series



**INTEGRATED TEMP. AND HUMIDITY SENSOR**  
[ MTW-100 ]



**DETACHABLE TEMP. AND HUMIDITY SENSOR**  
[ MTW-110 ]



**DIFFERENTIAL PRESSURE ONLY**  
[ MTW-200 ]

> FEATURES

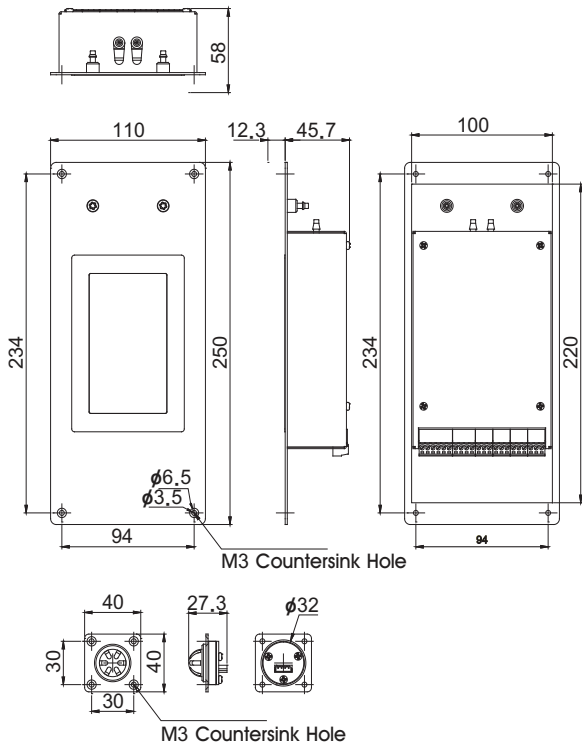
- 4.3 inch color touch screen
- Differential pressure, temperature, humidity, dew point current transmission output function
- Differential pressure, temperature, humidity RS485 Modbus communication support
- Supports digital alarm output in case of deviation from internal set value
- Can be installed on the wall panel between rooms

Cutout Dimension (mm) **100 × 220 (mm)**

**Recommended Communication Cable Specifications**

NO.	STANDARD	MANUFACTURING COMPANY
1	UL 2919 AME-SB RS-485 1P 22AWC	Kwangil electric wire
2	3105A industrial RS-485 1P 22AWC	BELDEN
3	LIREV-AMESB RS-485 1P x 22AWC	LS Cns

**DRAWINGS**



**SPEC**

	UNIT	MIN	MAX
RANGE PER INPUT UNIT	Pa	-500.0	500.0
	KPa	-0.50	0.50
	hPa	-5.00	5.00
	mmAq	-50.98	50.98
	mber	-5.00	5.00
	inchH2O	-2.00	2.00
	mmHg	-3.75	3.75
RANGE PER TEMPERATURE UNIT	UNIT	MIN	MAX
	°C	-10.00	60.00
	°F	14.00	140.00
RANGE BY HUMIDITY UNIT	UNIT	MIN	MAX
	%	0.00	100.00

# Smart Hybrid DDC

## > OVERVIEW

Smart Hybrid DDC is a new concept programmable controller that combines the advantages of MICOM and PLC. Because it can implement general-purpose program logic, it can be used at a competitive price where control specifications in various fields are required, and has the advantage of convenient program implementation and maintenance.



## > FEATURES

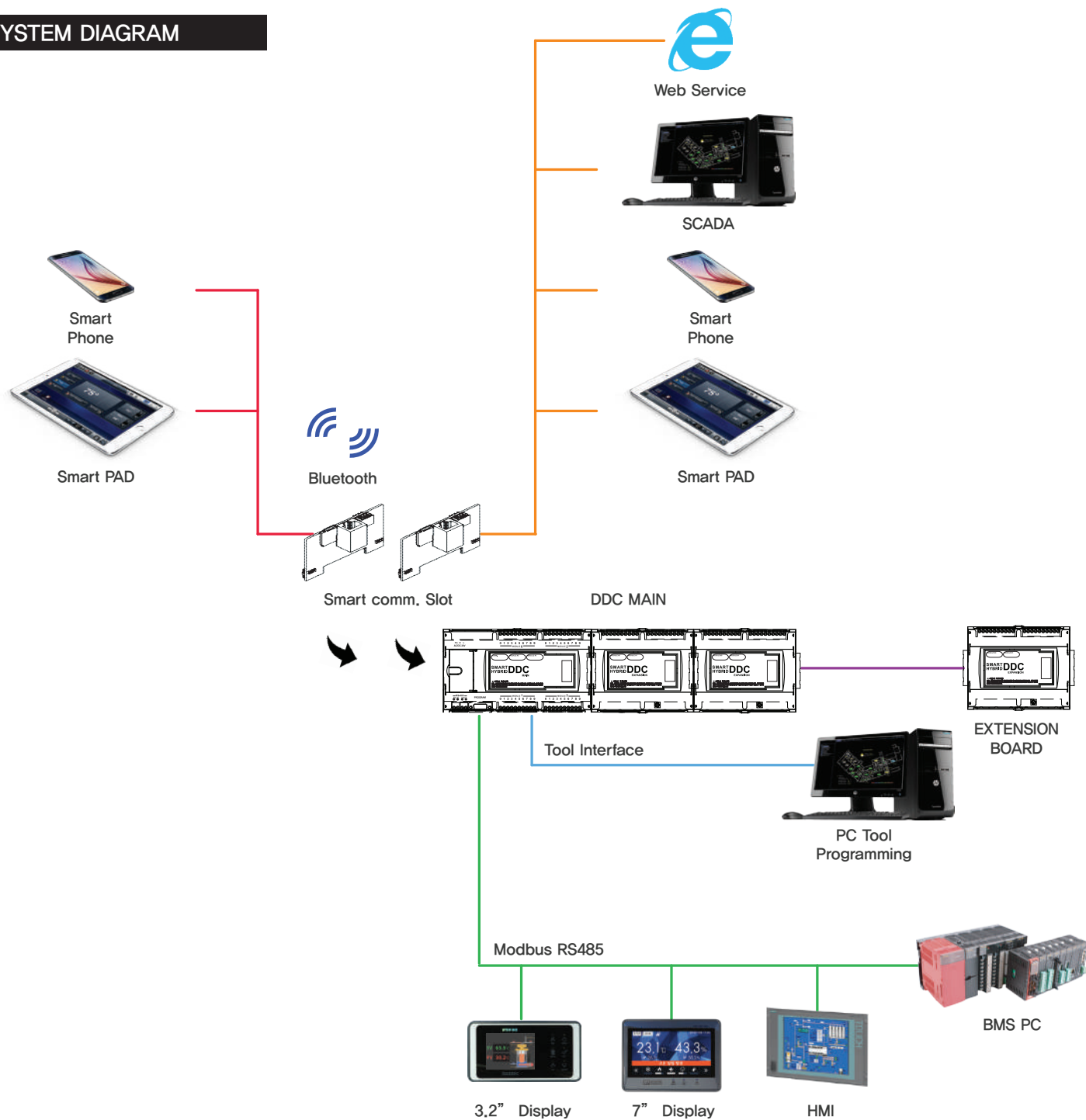
- Flexible I/O**                      Various inputs and outputs are available, such as voltage, current, RTD, and Thermister.
- Programmable**                      Using the Ladder Diagram language, which is widely used in general, the program can be changed easily and maintenance is easy. (Courtesy of Logic Studio)
- Connectivity**                      (MODBUS RTU) protocol can be applied to the existing control system, and Ethernet, CDMA, and Bluetooth can be used by adding an optional communication card.
- Expandable**                      It can be expanded in units of modules, and since it is extended through a communication line, panel arrangement is free, so long-distance installation is possible.
- Precision Control**                      Built-in PID function enables more precise control. (8 channels, AutoTuning available)
- Compact Size**                      It is economical as it is composed of a compact size by providing input/output specifications specialized for unit equipment control.

## > BODY CONFIGURATION

CLASSIFICATION	MODEL	DI	DO	SSR	AI	AO	485COMM.	NOTE
MAIN	SHDDC-M1	16	16	1	9	4	4	TEMP. PT100 7ch
	SHDDC-M2	16	16	1	9	4	4	TEMP. PT100 2ch, NTC 5ch
EXPANSION	SHDDC-E1	8	8		2	1	1	TEMP. PT100 2ch
	SHDDC-E2	2	2		2	4	1	TEMP. PT100 2ch

# Smart Hybrid DDC

## SYSTEM DIAGRAM




## > APPLICATIONS


APPLICATIONS	DETAIL APPLICATIONS	
REFRIGERATION AND AIR CONDITIONING	Heat pump system using river water and domestic sewage heat source Thermo-hygrostat equipment Refrigeration equipment (screw chiller, reciprocating chiller, absorption chiller, etc.)	HVAC system, Cold energy storage system, Cogeneration heat source system, etc.
PUMP	Efficient (higher efficiency) management system for water supply and drainage facilities Automatic control facilities for fountains and artificial waterfalls	
WATER TREATMENT	Water purification plant automatic control facility, ozone generation water purification facility chlorine sterilization facility (water purification facility), automatic washing filtering system	Sewage treatment system
ETC	Building automation, light automation	Stage equipment system

# Smart Hybrid DDC

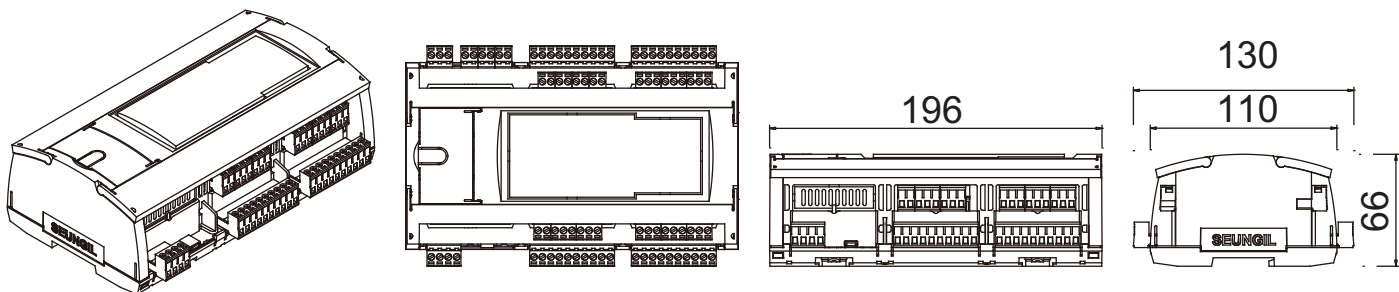
## SPECIFICATION

### > Main Controller

SHDDC-M1		
	POWER	24V AC/DC (DC MAX 1.0A)
	MCU	32bit RISC
	RTC	Built-in
	COMM.	4ch RS-485 (Master/Slave) Micro USB (PC)
	CONTROL	FND 4 digit Tact s/w 4 EA
	DI	16 points (24V DC source)
	DO	16 points (Relay dry contact)
	SSR	1 point (24V DC)
	AI	7ch (PT100/0-10V/0-20mA) 1ch (0-10V/0-20mA) 1ch (CT)
	AO	4ch (0-10V/0-20mA)

SHDDC-M2		
	POWER	24V AC/DC (DC MAX 1.0A)
	MCU	32bit RISC Processor
	RTC	Built-in
	COMM.	4ch RS-485 (Master/Slave) Micro USB (PC)
	CONTROL	FND 4 digit Tact s/w 4 EA
	DI	16 points (24V DC source)
	DO	16 points (Relay dry contact)
	SSR	1 point (24V DC)
	AI	5ch (Thermistor/0-10V/0-20mA) 2ch (PT100/0-10V/0-20mA) 1ch (0-10V/0-20mA) 1ch (CT)
	AO	4ch (0-10V/0-20mA)


## DRAWINGS




# Smart Hybrid DDC

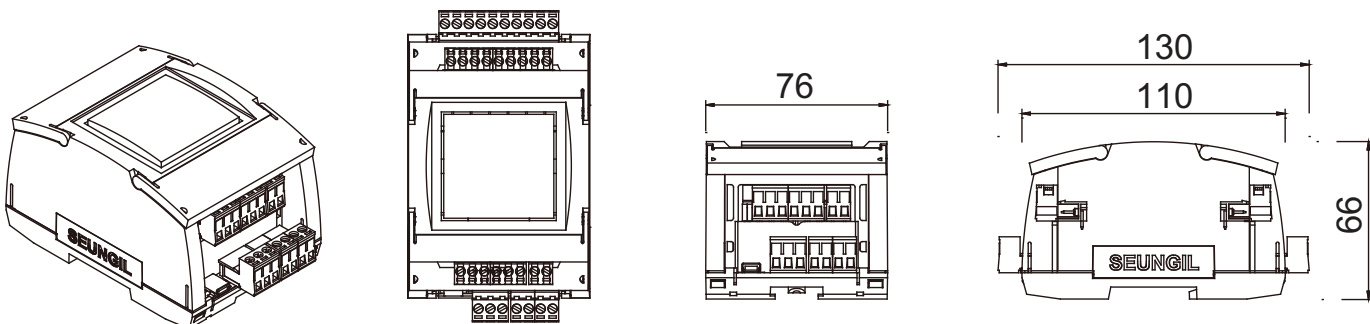
## SPECIFICATION

### > Expansion unit

SHDDC-E1		
	POWER	24V AC/DC (DC MAX 400mA)
	MCU	32bit RISC
	COMM.	1ch RS-485 (for main link)
	DI	8 points (24V DC Source)
	DO	8 points (Relay Dry Contact)
	SSR	1 point (24V DC)
	AI	2ch (PT100/0-10V/0-20mA)
	AO	1ch (0-10V/0-20mA)

SHDDC-E2		
	POWER	24V AC/DC (DC MAX 1.1A)
	MCU	32bit RISC
	COMM.	1ch RS-485 (for main link)
	DI	2 points (24V DC Source)
	DO	2 points (Relay Dry Contact)
	SSR	1 point (24V DC)
	AI	2ch (PT100/0-10V/0-20mA)
	AO	4ch (0-10V/0-20mA)

## DRAWINGS







INNOBIZ  
기술혁신형중소기업



54, Bucheon-ro 208 beon-gil, Buchon-si, Gyeonggi-do, Korea 14555

HOME PAGE : <http://www.si-tec.co.kr>

E-mail : [globalsales@si-tec.co.kr](mailto:globalsales@si-tec.co.kr)

T E L . : +82-32-682-2380

F A X . : +82-32-682-2383

